



100037-3 Niobium (1000µg/mL in 2% HNO₃ + 0.5% HF)

High-Purity Standards

Catalogue number: 100037-3
Version No: 2.3
Safety Data Sheet according to OSHA HazCom Standard (2012) requirements

Chemwatch Hazard Alert Code: 3

Issue Date: 03/07/2017
Print Date: 03/07/2017
S.GHS.USA.EN

SECTION 1 IDENTIFICATION

Product Identifier

Product name	100037-3 Niobium (1000µg/mL in 2% HNO ₃ + 0.5% HF)
Synonyms	1000µg/mL Niobium in 2% HNO ₃ + 0.5% HF
Proper shipping name	Corrosive liquid, acidic, inorganic, n.o.s. (contains nitric acid and hydrofluoric acid)
Other means of identification	100037-3

Recommended use of the chemical and restrictions on use

Relevant identified uses	Use according to manufacturer's directions.
--------------------------	---

Name, address, and telephone number of the chemical manufacturer, importer, or other responsible party

Registered company name	High-Purity Standards
Address	PO Box 41727 SC 29423 United States
Telephone	843-767-7900
Fax	843-767-7906
Website	highpuritystandards.com
Email	Not Available

Emergency phone number


Association / Organisation	INFOTRAC
Emergency telephone numbers	1-800-535-5053
Other emergency telephone numbers	1-352-323-3500

SECTION 2 HAZARD(S) IDENTIFICATION

Classification of the substance or mixture

Classification	Acute Toxicity (Oral) Category 4, Acute Toxicity (Dermal) Category 3, Metal Corrosion Category 1, Skin Corrosion/Irritation Category 1A, Serious Eye Damage Category 1
----------------	--

Label elements

GHS label elements	
--------------------	---

SIGNAL WORD **DANGER**

Hazard statement(s)

H302	Harmful if swallowed.
H311	Toxic in contact with skin.
H290	May be corrosive to metals.
H314	Causes severe skin burns and eye damage.

Continued...

100037-3 Niobium (1000µg/mL in 2% HNO₃ + 0.5% HF)

Hazard(s) not otherwise specified

Not Applicable

Precautionary statement(s) Prevention

P260 Do not breathe dust/fume/gas/mist/vapours/spray.

Precautionary statement(s) Response

P301+P330+P331 IF SWALLOWED: Rinse mouth. Do NOT induce vomiting.

Precautionary statement(s) Storage

P405 Store locked up.

Precautionary statement(s) Disposal

P501 Dispose of contents/container in accordance with local regulations.

SECTION 3 COMPOSITION / INFORMATION ON INGREDIENTS

Substances

See section below for composition of Mixtures

Mixtures

CAS No	%[weight]	Name
7697-37-2	2	<u>nitric acid</u>
7664-39-3	0.5	<u>hydrofluoric acid</u>
7732-18-5	balance	<u>water</u>
7440-03-1	0.1	<u>niobium</u>

SECTION 4 FIRST-AID MEASURES

Description of first aid measures

Eye Contact	<p>If this product comes in contact with the eyes:</p> <ul style="list-style-type: none"> ▶ Immediately hold eyelids apart and flush the eye continuously with running water. ▶ Ensure complete irrigation of the eye by keeping eyelids apart and away from eye and moving the eyelids by occasionally lifting the upper and lower lids. ▶ Continue flushing until advised to stop by the Poisons Information Centre or a doctor, or for at least 15 minutes. ▶ Transport to hospital or doctor without delay. ▶ Removal of contact lenses after an eye injury should only be undertaken by skilled personnel.
Skin Contact	<p>For thermal burns:</p> <ul style="list-style-type: none"> ▶ Decontaminate area around burn. ▶ Consider the use of cold packs and topical antibiotics. <p>For first-degree burns (affecting top layer of skin)</p> <ul style="list-style-type: none"> ▶ Hold burned skin under cool (not cold) running water or immerse in cool water until pain subsides. ▶ Use compresses if running water is not available. ▶ Cover with sterile non-adhesive bandage or clean cloth. ▶ Do NOT apply butter or ointments; this may cause infection. ▶ Give over-the counter pain relievers if pain increases or swelling, redness, fever occur. <p>For second-degree burns (affecting top two layers of skin)</p> <ul style="list-style-type: none"> ▶ Cool the burn by immerse in cold running water for 10-15 minutes. ▶ Use compresses if running water is not available. ▶ Do NOT apply ice as this may lower body temperature and cause further damage. ▶ Do NOT break blisters or apply butter or ointments; this may cause infection. ▶ Protect burn by cover loosely with sterile, nonstick bandage and secure in place with gauze or tape. <p>To prevent shock: (unless the person has a head, neck, or leg injury, or it would cause discomfort):</p> <ul style="list-style-type: none"> ▶ Lay the person flat. ▶ Elevate feet about 12 inches. ▶ Elevate burn area above heart level, if possible. ▶ Cover the person with coat or blanket. ▶ Seek medical assistance. <p>For third-degree burns Seek immediate medical or emergency assistance. In the mean time:</p> <ul style="list-style-type: none"> ▶ Protect burn area cover loosely with sterile, nonstick bandage or, for large areas, a sheet or other material that will not leave lint in wound. ▶ Separate burned toes and fingers with dry, sterile dressings. ▶ Do not soak burn in water or apply ointments or butter; this may cause infection. ▶ To prevent shock see above. ▶ For an airway burn, do not place pillow under the person's head when the person is lying down. This can close the airway. ▶ Have a person with a facial burn sit up. ▶ Check pulse and breathing to monitor for shock until emergency help arrives. <p>If there is evidence of severe skin irritation or skin burns:</p> <ul style="list-style-type: none"> ▶ Avoid further contact. Immediately remove contaminated clothing, including footwear. ▶ Flush skin under running water for 15 minutes. ▶ Avoiding contamination of the hands, massage calcium gluconate gel into affected areas, pay particular attention to creases in skin. ▶ Contact the Poisons Information Centre. ▶ Continue gel application for at least 15 minutes after burning sensation ceases.

100037-3 Niobium (1000µg/mL in 2% HNO₃ + 0.5% HF)

	<ul style="list-style-type: none"> ▶ If pain recurs, repeat application of calcium gluconate gel or apply every 20 minutes. ▶ If no gel is available, continue washing for at least 15 minutes, using soap if available. If patient is conscious, give six calcium gluconate or calcium carbonate tablets in water by mouth. ▶ Transport to hospital, or doctor, urgently.
Inhalation	<ul style="list-style-type: none"> ▶ If fumes or combustion products are inhaled remove from contaminated area. ▶ Lay patient down. Keep warm and rested. ▶ Prostheses such as false teeth, which may block airway, should be removed, where possible, prior to initiating first aid procedures. ▶ Apply artificial respiration if not breathing, preferably with a demand valve resuscitator, bag-valve mask device, or pocket mask as trained. Perform CPR if necessary. ▶ Transport to hospital, or doctor, without delay. ▶ Inhalation of vapours or aerosols (mists, fumes) may cause lung oedema. ▶ Corrosive substances may cause lung damage (e.g. lung oedema, fluid in the lungs). ▶ As this reaction may be delayed up to 24 hours after exposure, affected individuals need complete rest (preferably in semi-recumbent posture) and must be kept under medical observation even if no symptoms are (yet) manifested. ▶ Before any such manifestation, the administration of a spray containing a dexamethasone derivative or beclomethasone derivative may be considered. <p>This must definitely be left to a doctor or person authorised by him/her. (ICSC13719) For massive exposures:</p> <ul style="list-style-type: none"> ▶ If dusts, vapours, aerosols, fumes or combustion products are inhaled, remove from contaminated area. ▶ Lay patient down. ▶ Keep warm and rested. ▶ Prostheses such as false teeth, which may block airway, should be removed, where possible, prior to initiating first aid procedures. ▶ Apply artificial respiration if not breathing, preferably with a demand valve resuscitator, bag-valve mask device, or pocket mask as trained. Perform CPR if necessary. ▶ If victim is conscious, give six calcium gluconate or calcium carbonate tablets in water by mouth. ▶ Transport to hospital, or doctor, urgently.
Ingestion	<ul style="list-style-type: none"> ▶ For advice, contact a Poisons Information Centre or a doctor at once. ▶ Urgent hospital treatment is likely to be needed. ▶ If swallowed do NOT induce vomiting. ▶ If vomiting occurs, lean patient forward or place on left side (head-down position, if possible) to maintain open airway and prevent aspiration. ▶ Observe the patient carefully. ▶ Never give liquid to a person showing signs of being sleepy or with reduced awareness; i.e. becoming unconscious. ▶ Give water to rinse out mouth, then provide liquid slowly and as much as casualty can comfortably drink. ▶ Transport to hospital or doctor without delay.

Most important symptoms and effects, both acute and delayed

See Section 11

Indication of any immediate medical attention and special treatment needed

Following acute or short term repeated exposure to hydrofluoric acid:

- ▶ Subcutaneous injections of Calcium Gluconate may be necessary around the burnt area. Continued application of Calcium Gluconate Gel or subcutaneous Calcium Gluconate should then continue for 3-4 days at a frequency of 4-6 times per day. If a "burning" sensation recurs, apply more frequently.
- ▶ Systemic effects of extensive hydrofluoric acid burns include renal damage, hypocalcaemia and consequent cardiac arrhythmias. Monitor haematological, respiratory, renal, cardiac and electrolyte status at least daily. Tests should include FBE, blood gases, chest X-ray, creatinine and electrolytes, urine output, Ca ions, Mg ions and phosphate ions. Continuous ECG monitoring may be required.
- ▶ Where serum calcium is low, or clinical, or ECG signs of hypocalcaemia develop, infusions of calcium gluconate, or if less serious, oral Sandocal, should be given. Hydrocortisone 500 mg in a four to six hourly infusion may help.
- ▶ Antibiotics should not be given as a routine, but only when indicated.
- ▶ Eye contact pain may be excruciating and 2-3 drops of 0.05% pentocaine hydrochloride may be instilled, followed by further irrigation

BIOLOGICAL EXPOSURE INDEX - BEI

These represent the determinants observed in specimens collected from a healthy worker exposed at the Exposure Standard (ES or TLV):

Determinant	Index	Sampling Time	Comments
1. Methaemoglobin in blood	1.5% of haemoglobin	During or end of shift	B, NS, SQ

B: Background levels occur in specimens collected from subjects **NOT** exposed.

NS: Non-specific determinant; Also seen after exposure to other materials

SQ: Semi-quantitative determinant - Interpretation may be ambiguous; should be used as a screening test or confirmatory test.

For acute or short term repeated exposures to fluorides:

- ▶ Fluoride absorption from gastro-intestinal tract may be retarded by calcium salts, milk or antacids.
- ▶ Fluoride particulates or fume may be absorbed through the respiratory tract with 20-30% deposited at alveolar level.
- ▶ Peak serum levels are reached 30 mins. post-exposure; 50% appears in the urine within 24 hours.
- ▶ For acute poisoning (endotracheal intubation if inadequate tidal volume), monitor breathing and evaluate/monitor blood pressure and pulse frequently since shock may supervene with little warning. Monitor ECG immediately; watch for arrhythmias and evidence of Q-T prolongation or T-wave changes. Maintain monitor. Treat shock vigorously with isotonic saline (in 5% glucose) to restore blood volume and enhance renal excretion.
- ▶ Where evidence of hypocalcaemic or normocalcaemic tetany exists, calcium gluconate (10 ml of a 10% solution) is injected to avoid tachycardia.

BIOLOGICAL EXPOSURE INDEX - BEI

These represent the determinants observed in specimens collected from a healthy worker exposed at the Exposure Standard (ES or TLV):

Determinant	Index	Sampling Time	Comments
Fluorides in urine	3 mg/gm creatinine	Prior to shift	B, NS
	10mg/gm creatinine	End of shift	B, NS

B: Background levels occur in specimens collected from subjects **NOT** exposed

NS: Non-specific determinant; also observed after exposure to other exposures.

100037-3 Niobium (1000µg/mL in 2% HNO₃ + 0.5% HF)

SECTION 5 FIRE-FIGHTING MEASURES

Extinguishing media

- ▶ There is no restriction on the type of extinguisher which may be used.
- ▶ Use extinguishing media suitable for surrounding area.

Special hazards arising from the substrate or mixture

Fire Incompatibility	None known.
-----------------------------	-------------

Special protective equipment and precautions for fire-fighters

Fire Fighting	
Fire/Explosion Hazard	<ul style="list-style-type: none"> ▶ Non combustible. ▶ Not considered to be a significant fire risk. ▶ Acids may react with metals to produce hydrogen, a highly flammable and explosive gas. ▶ Heating may cause expansion or decomposition leading to violent rupture of containers. ▶ May emit corrosive, poisonous fumes. May emit acrid smoke. May emit corrosive fumes.

SECTION 6 ACCIDENTAL RELEASE MEASURES

Personal precautions, protective equipment and emergency procedures

See section 8

Environmental precautions

See section 12

Methods and material for containment and cleaning up

Minor Spills	<ul style="list-style-type: none"> ▶ Drains for storage or use areas should have retention basins for pH adjustments and dilution of spills before discharge or disposal of material. ▶ Check regularly for spills and leaks. ▶ Clean up all spills immediately. ▶ Avoid breathing vapours and contact with skin and eyes. ▶ Control personal contact with the substance, by using protective equipment. ▶ Contain and absorb spill with sand, earth, inert material or vermiculite. ▶ Wipe up. ▶ Place in a suitable, labelled container for waste disposal.
Major Spills	<ul style="list-style-type: none"> ▶ Clear area of personnel and move upwind. ▶ Alert Fire Brigade and tell them location and nature of hazard. ▶ Wear breathing apparatus plus protective gloves. ▶ Prevent, by any means available, spillage from entering drains or water course. ▶ Stop leak if safe to do so. ▶ Contain spill with sand, earth or vermiculite. ▶ Collect recoverable product into labelled containers for recycling. ▶ Neutralise/decontaminate residue (see Section 13 for specific agent). ▶ Collect solid residues and seal in labelled drums for disposal. ▶ Wash area and prevent runoff into drains. ▶ After clean up operations, decontaminate and launder all protective clothing and equipment before storing and re-using. ▶ If contamination of drains or waterways occurs, advise emergency services.

Personal Protective Equipment advice is contained in Section 8 of the SDS.

SECTION 7 HANDLING AND STORAGE

Precautions for safe handling

Safe handling	<ul style="list-style-type: none"> ▶ Avoid all personal contact, including inhalation. ▶ Wear protective clothing when risk of exposure occurs. ▶ Use in a well-ventilated area. ▶ WARNING: To avoid violent reaction, ALWAYS add material to water and NEVER water to material. ▶ Avoid smoking, naked lights or ignition sources. ▶ Avoid contact with incompatible materials. ▶ When handling, DO NOT eat, drink or smoke. ▶ Keep containers securely sealed when not in use. ▶ Avoid physical damage to containers. ▶ Always wash hands with soap and water after handling. ▶ Work clothes should be laundered separately. Launder contaminated clothing before re-use. ▶ Use good occupational work practice. ▶ Observe manufacturer's storage and handling recommendations contained within this SDS. ▶ Atmosphere should be regularly checked against established exposure standards to ensure safe working conditions are maintained.
Other information	<ul style="list-style-type: none"> ▶ Store in original containers. ▶ Keep containers securely sealed. ▶ Store in a cool, dry, well-ventilated area. ▶ Store away from incompatible materials and foodstuff containers. ▶ Protect containers against physical damage and check regularly for leaks. ▶ Observe manufacturer's storage and handling recommendations contained within this SDS.

Conditions for safe storage, including any incompatibilities

100037-3 Niobium (1000µg/mL in 2% HNO₃ + 0.5% HF)

Suitable container	<ul style="list-style-type: none"> ▶ DO NOT use aluminium or galvanised containers ▶ Lined metal can, lined metal pail/ can. ▶ Plastic pail. ▶ Polyliner drum. ▶ Packing as recommended by manufacturer. ▶ Check all containers are clearly labelled and free from leaks. <p>For low viscosity materials</p> <ul style="list-style-type: none"> ▶ Drums and jerricans must be of the non-removable head type. ▶ Where a can is to be used as an inner package, the can must have a screwed enclosure. <p>For materials with a viscosity of at least 2680 cSt. (23 deg. C) and solids (between 15 C deg. and 40 deg C.):</p> <ul style="list-style-type: none"> ▶ Removable head packaging; ▶ Cans with friction closures and ▶ low pressure tubes and cartridges <p>may be used.</p> <p>-</p> <p>Where combination packages are used, and the inner packages are of glass, porcelain or stoneware, there must be sufficient inert cushioning material in contact with inner and outer packages unless the outer packaging is a close fitting moulded plastic box and the substances are not incompatible with the plastic.</p> <ul style="list-style-type: none"> ▶ Material is corrosive to most metals, glass and other siliceous materials.
Storage incompatibility	<ul style="list-style-type: none"> ▶ Inorganic acids are generally soluble in water with the release of hydrogen ions. The resulting solutions have pH's of less than 7.0. ▶ Inorganic acids neutralise chemical bases (for example: amines and inorganic hydroxides) to form salts - neutralisation can generate dangerously large amounts of heat in small spaces. ▶ The dissolution of inorganic acids in water or the dilution of their concentrated solutions with additional water may generate significant heat. ▶ The addition of water to inorganic acids often generates sufficient heat in the small region of mixing to cause some of the water to boil explosively. The resulting "bumping" can spatter the acid. ▶ Inorganic acids react with active metals, including such structural metals as aluminum and iron, to release hydrogen, a flammable gas. ▶ Inorganic acids can initiate the polymerisation of certain classes of organic compounds. ▶ Inorganic acids react with cyanide compounds to release gaseous hydrogen cyanide. ▶ Inorganic acids generate flammable and/or toxic gases in contact with dithiocarbamates, isocyanates, mercaptans, nitrides, nitriles, sulfides, and strong reducing agents. Additional gas-generating reactions occur with sulfites, nitrites, thiosulfates (to give H₂S and SO₃), dithionites (SO₂), and even carbonates. ▶ Acids often catalyse (increase the rate of) chemical reactions. <p>Salts of inorganic fluoride:</p> <ul style="list-style-type: none"> ▶ react with water forming acidic solutions. ▶ are violent reactive with boron, bromine pentafluoride, bromine trifluoride, calcium disilicide, calcium hydride, oxygen difluoride, platinum, potassium. ▶ in aqueous solutions are incompatible with sulfuric acid, alkalis, ammonia, aliphatic amines, alkanolamines, alkylene oxides, amides, epichlorohydrin, isocyanates, nitromethane, organic anhydrides, vinyl acetate. ▶ corrode metals in presence of moisture ▶ may be incompatible with glass and porcelain ▶ Reacts with mild steel, galvanised steel / zinc producing hydrogen gas which may form an explosive mixture with air. <p>Hydrogen fluoride:</p> <ul style="list-style-type: none"> ▶ reacts violently with strong oxidisers, acetic anhydride, alkalis, 2-aminoethanol, arsenic trioxide (with generation of heat), bismuthic acid, calcium oxide, chlorosulfonic acid, cyanogen fluoride, ethylenediamine, ethyleneimine, fluorine (fluorine gas reacts vigorously with a 50% hydrofluoric acid solution and may burst into flame), nitrogen trifluoride, N-phenylazopiperidine, oleum, oxygen difluoride, phosphorus pentoxide, potassium permanganate, potassium tetrafluorosilicate(2-), beta-propiolactone, propylene oxide, sodium, sodium tetrafluorosilicate, sulfuric acid, vinyl acetate ▶ reacts (possibly violently) with aliphatic amines, alcohols, alkanolamines, alkylene oxides, aromatic amines, amides, ammonia, ammonium hydroxide, epichlorohydrin, isocyanates, metal acetylides, metal silicides, methanesulfonic acid, nitrogen compounds, organic anhydrides, oxides, silicon compounds, vinylidene fluoride ▶ attacks glass and siliceous materials, concrete, ceramics, metals (flammable hydrogen gas may be produced), metal alloys, some plastics, rubber coatings, leather, and most other materials with the exception of lead, platinum, polyethylene, wax.

SECTION 8 EXPOSURE CONTROLS / PERSONAL PROTECTION

Control parameters

OCCUPATIONAL EXPOSURE LIMITS (OEL)

INGREDIENT DATA

Source	Ingredient	Material name	TWA	STEL	Peak	Notes
US OSHA Permissible Exposure Levels (PELs) - Table Z1	nitric acid	Nitric acid	5 mg/m ³ / 2 ppm	Not Available	Not Available	Not Available
US ACGIH Threshold Limit Values (TLV)	nitric acid	Nitric acid	2 ppm	4 ppm	Not Available	TLV® Basis: URT & eye irr; dental erosion
US NIOSH Recommended Exposure Limits (RELs)	nitric acid	Aqua fortis, Engravers acid, Hydrogen nitrate, Red fuming nitric acid (RFNA), White fuming nitric acid (WFNA)	5 mg/m ³ / 2 ppm	10 mg/m ³ / 4 ppm	Not Available	Not Available
US OSHA Permissible Exposure Levels (PELs) - Table Z1	hydrofluoric acid	Hydrogen fluoride	Not Available	Not Available	Not Available	See Table Z-2;(as F)
US OSHA Permissible Exposure Levels (PELs) - Table Z2	hydrofluoric acid	Hydrogen fluoride	3 ppm	Not Available	Not Available	(Z37.28-1969)
US ACGIH Threshold Limit Values (TLV)	hydrofluoric acid	Hydrogen fluoride, as F	0.5 ppm	Not Available	2 ppm	TLV® Basis: URT, LRT, skin, & eye irr; fluorosis; BEI
US NIOSH Recommended Exposure Limits (RELs)	hydrofluoric acid	Anhydrous hydrogen fluoride; Aqueous hydrogen fluoride (i.e., Hydrofluoric acid); HF-A	2.5 mg/m ³ / 3 ppm	Not Available	5 mg/m ³ / 6 ppm	[15-minute]

EMERGENCY LIMITS


Ingredient	Material name	TEEL-1	TEEL-2	TEEL-3
nitric acid	Nitric acid	Not Available	Not Available	Not Available

100037-3 Niobium (1000µg/mL in 2% HNO₃ + 0.5% HF)

hydrofluoric acid	Hydrogen fluoride; (Hydrofluoric acid)	Not Available	Not Available	Not Available
niobium	Niobium	30 mg/m ³	330 mg/m ³	2,000 mg/m ³

Ingredient	Original IDLH	Revised IDLH
nitric acid	100 ppm	25 ppm
hydrofluoric acid	30 ppm	30 [Unch] ppm
water	Not Available	Not Available
niobium	Not Available	Not Available

Exposure controls

Appropriate engineering controls	<p>Engineering controls are used to remove a hazard or place a barrier between the worker and the hazard. Well-designed engineering controls can be highly effective in protecting workers and will typically be independent of worker interactions to provide this high level of protection.</p> <p>The basic types of engineering controls are:</p> <p>Process controls which involve changing the way a job activity or process is done to reduce the risk.</p> <p>Enclosure and/or isolation of emission source which keeps a selected hazard "physically" away from the worker and ventilation that strategically "adds" and "removes" air in the work environment. Ventilation can remove or dilute an air contaminant if designed properly. The design of a ventilation system must match the particular process and chemical or contaminant in use.</p> <p>Employers may need to use multiple types of controls to prevent employee overexposure.</p> <p>Local exhaust ventilation usually required. If risk of overexposure exists, wear approved respirator. Correct fit is essential to obtain adequate protection. Supplied-air type respirator may be required in special circumstances. Correct fit is essential to ensure adequate protection.</p> <p>An approved self contained breathing apparatus (SCBA) may be required in some situations.</p> <p>Provide adequate ventilation in warehouse or closed storage area. Air contaminants generated in the workplace possess varying "escape" velocities which, in turn, determine the "capture velocities" of fresh circulating air required to effectively remove the contaminant.</p>																			
	<table border="1"> <thead> <tr> <th>Type of Contaminant:</th> <th>Air Speed:</th> </tr> </thead> <tbody> <tr> <td>solvent, vapours, degreasing etc., evaporating from tank (in still air).</td> <td>0.25-0.5 m/s (50-100 f/min.)</td> </tr> <tr> <td>aerosols, fumes from pouring operations, intermittent container filling, low speed conveyer transfers, welding, spray drift, plating acid fumes, pickling (released at low velocity into zone of active generation)</td> <td>0.5-1 m/s (100-200 f/min.)</td> </tr> <tr> <td>direct spray, spray painting in shallow booths, drum filling, conveyer loading, crusher dusts, gas discharge (active generation into zone of rapid air motion)</td> <td>1-2.5 m/s (200-500 f/min.)</td> </tr> <tr> <td>grinding, abrasive blasting, tumbling, high speed wheel generated dusts (released at high initial velocity into zone of very high rapid air motion).</td> <td>2.5-10 m/s (500-2000 f/min.)</td> </tr> </tbody> </table> <p>Within each range the appropriate value depends on:</p> <table border="1"> <thead> <tr> <th>Lower end of the range</th> <th>Upper end of the range</th> </tr> </thead> <tbody> <tr> <td>1: Room air currents minimal or favourable to capture</td> <td>1: Disturbing room air currents</td> </tr> <tr> <td>2: Contaminants of low toxicity or of nuisance value only.</td> <td>2: Contaminants of high toxicity</td> </tr> <tr> <td>3: Intermittent, low production.</td> <td>3: High production, heavy use</td> </tr> <tr> <td>4: Large hood or large air mass in motion</td> <td>4: Small hood-local control only</td> </tr> </tbody> </table> <p>Simple theory shows that air velocity falls rapidly with distance away from the opening of a simple extraction pipe. Velocity generally decreases with the square of distance from the extraction point (in simple cases). Therefore the air speed at the extraction point should be adjusted, accordingly, after reference to distance from the contaminating source. The air velocity at the extraction fan, for example, should be a minimum of 1-2 m/s (200-400 f/min) for extraction of solvents generated in a tank 2 meters distant from the extraction point. Other mechanical considerations, producing performance deficits within the extraction apparatus, make it essential that theoretical air velocities are multiplied by factors of 10 or more when extraction systems are installed or used.</p>	Type of Contaminant:	Air Speed:	solvent, vapours, degreasing etc., evaporating from tank (in still air).	0.25-0.5 m/s (50-100 f/min.)	aerosols, fumes from pouring operations, intermittent container filling, low speed conveyer transfers, welding, spray drift, plating acid fumes, pickling (released at low velocity into zone of active generation)	0.5-1 m/s (100-200 f/min.)	direct spray, spray painting in shallow booths, drum filling, conveyer loading, crusher dusts, gas discharge (active generation into zone of rapid air motion)	1-2.5 m/s (200-500 f/min.)	grinding, abrasive blasting, tumbling, high speed wheel generated dusts (released at high initial velocity into zone of very high rapid air motion).	2.5-10 m/s (500-2000 f/min.)	Lower end of the range	Upper end of the range	1: Room air currents minimal or favourable to capture	1: Disturbing room air currents	2: Contaminants of low toxicity or of nuisance value only.	2: Contaminants of high toxicity	3: Intermittent, low production.	3: High production, heavy use	4: Large hood or large air mass in motion
Type of Contaminant:	Air Speed:																			
solvent, vapours, degreasing etc., evaporating from tank (in still air).	0.25-0.5 m/s (50-100 f/min.)																			
aerosols, fumes from pouring operations, intermittent container filling, low speed conveyer transfers, welding, spray drift, plating acid fumes, pickling (released at low velocity into zone of active generation)	0.5-1 m/s (100-200 f/min.)																			
direct spray, spray painting in shallow booths, drum filling, conveyer loading, crusher dusts, gas discharge (active generation into zone of rapid air motion)	1-2.5 m/s (200-500 f/min.)																			
grinding, abrasive blasting, tumbling, high speed wheel generated dusts (released at high initial velocity into zone of very high rapid air motion).	2.5-10 m/s (500-2000 f/min.)																			
Lower end of the range	Upper end of the range																			
1: Room air currents minimal or favourable to capture	1: Disturbing room air currents																			
2: Contaminants of low toxicity or of nuisance value only.	2: Contaminants of high toxicity																			
3: Intermittent, low production.	3: High production, heavy use																			
4: Large hood or large air mass in motion	4: Small hood-local control only																			
Personal protection																				
Eye and face protection	<ul style="list-style-type: none"> ▶ Safety glasses with unperforated side shields may be used where continuous eye protection is desirable, as in laboratories; spectacles are not sufficient where complete eye protection is needed such as when handling bulk-quantities, where there is a danger of splashing, or if the material may be under pressure. ▶ Chemical goggles whenever there is a danger of the material coming in contact with the eyes; goggles must be properly fitted. ▶ Full face shield (20 cm, 8 in minimum) may be required for supplementary but never for primary protection of eyes; these afford face protection. ▶ Alternatively a gas mask may replace splash goggles and face shields. ▶ Contact lenses may pose a special hazard; soft contact lenses may absorb and concentrate irritants. A written policy document, describing the wearing of lenses or restrictions on use, should be created for each workplace or task. This should include a review of lens absorption and adsorption for the class of chemicals in use and an account of injury experience. Medical and first-aid personnel should be trained in their removal and suitable equipment should be readily available. In the event of chemical exposure, begin eye irrigation immediately and remove contact lens as soon as practicable. Lens should be removed at the first signs of eye redness or irritation - lens should be removed in a clean environment only after workers have washed hands thoroughly. [CDC NIOSH Current Intelligence Bulletin 59], [AS/NZS 1336 or national equivalent] 																			
Skin protection	See Hand protection below																			
Hands/feet protection	<ul style="list-style-type: none"> ▶ Elbow length PVC gloves ▶ When handling corrosive liquids, wear trousers or overalls outside of boots, to avoid spills entering boots. 																			
Body protection	See Other protection below																			
Other protection	<ul style="list-style-type: none"> ▶ Overalls. ▶ PVC Apron. ▶ PVC protective suit may be required if exposure severe. ▶ Eyewash unit. ▶ Ensure there is ready access to a safety shower. 																			
Thermal hazards	Not Available																			

100037-3 Niobium (1000µg/mL in 2% HNO₃ + 0.5% HF)

Respiratory protection

Type A Filter of sufficient capacity (AS/NZS 1716 & 1715, EN 143:2000 & 149:2001, ANSI Z88 or national equivalent)

SECTION 9 PHYSICAL AND CHEMICAL PROPERTIES

Information on basic physical and chemical properties

Appearance	colorless		
Physical state	Liquid	Relative density (Water = 1)	Not Available
Odour	Not Available	Partition coefficient n-octanol / water	Not Available
Odour threshold	Not Available	Auto-ignition temperature (°C)	Not Available
pH (as supplied)	<2	Decomposition temperature	Not Available
Melting point / freezing point (°C)	Not Available	Viscosity (cSt)	Not Available
Initial boiling point and boiling range (°C)	Not Available	Molecular weight (g/mol)	Not Available
Flash point (°C)	Not Available	Taste	Not Available
Evaporation rate	Not Available	Explosive properties	Not Available
Flammability	Not Available	Oxidising properties	Not Available
Upper Explosive Limit (%)	Not Available	Surface Tension (dyn/cm or mN/m)	Not Available
Lower Explosive Limit (%)	Not Available	Volatile Component (%vol)	Not Available
Vapour pressure (kPa)	Not Available	Gas group	Not Available
Solubility in water (g/L)	Miscible	pH as a solution (1%)	Not Available
Vapour density (Air = 1)	Not Available	VOC g/L	Not Available

SECTION 10 STABILITY AND REACTIVITY

Reactivity	See section 7
Chemical stability	▶ Contact with alkaline material liberates heat
Possibility of hazardous reactions	See section 7
Conditions to avoid	See section 7
Incompatible materials	See section 7
Hazardous decomposition products	See section 5

SECTION 11 TOXICOLOGICAL INFORMATION

Information on toxicological effects

Inhaled	<p>Inhalation of vapours or aerosols (mists, fumes), generated by the material during the course of normal handling, may be harmful. The material can cause respiratory irritation in some persons. The body's response to such irritation can cause further lung damage. Corrosive acids can cause irritation of the respiratory tract, with coughing, choking and mucous membrane damage. There may be dizziness, headache, nausea and weakness.</p> <p>Acute effects of fluoride inhalation include irritation of nose and throat, coughing and chest discomfort. A single acute over-exposure may even cause nose bleed.</p> <p>Acute inhalation exposures to hydrogen fluoride (hydrofluoric acid) vapours produce severe eye, nose, and throat irritation; delayed fever, cyanosis, and pulmonary edema; and may cause death.</p> <p>Even fairly low airborne concentrations of hydrogen fluoride produce rapid onset of eye, nose, and throat irritation. Hydrogen fluoride has a strong irritating odor that is discernible at concentrations of about 0.04 ppm. Higher concentrations of the vapour/ mist may cause corrosion of the throat, nose and lungs, leading to severe inflammation, pulmonary oedema or possible hypocalcaemia.</p> <p>Vapour concentration of 10 ppm is regarded as intolerable but a vapour concentration of 30 ppm. is considered by NIOSH as: Immediately Dangerous to Life and Health (IDLH).</p> <p>In humans, inhalation of hydrogen fluoride gas may cause immediate or delayed-onset pulmonary oedema after a 1-hour exposure. In addition, exposure to high concentrations of the vapors of hydrofluoric acid characteristically results in ulcerative tracheobronchitis and haemorrhagic pulmonary edema; this local reaction is equivalent to that caused by gaseous hydrogen chloride. From accidental, occupational, and volunteer exposures, it is estimated that the lowest lethal concentration for a 5-minute human exposure to hydrogen fluoride is in the range of 50 to 250 ppm. Significant exposures by dermal or inhalation route may cause hypocalcaemia and hypomagnesaemia; cardiac arrhythmias may follow. Acute renal failure has also been documented after an ultimately fatal inhalation exposure</p> <p>Fluorides are not bound to any extent to plasma proteins. In human serum the fluoride occurs equally as nonionic and ionic forms. when fluoride intake is high the ionic form predominates.</p> <p>Repeated sublethal exposures to hydrogen fluoride produce liver and kidney damage.</p> <p>Rats, rabbits, guinea pigs, and dogs subject to hydrogen fluoride inhalation experienced significant irritation of the conjunctivae, nasal tissues, and respiratory system after acute inhalation exposures at near-lethal levels. Pathological lesions were observed in the kidney and liver, and the severity of the lesions was dose related. The external nares and nasal vestibules were black, and, at dosages causing considerable mortality, those areas showed zones of mucosal and submucosal necrosis.</p>
Ingestion	<p>Accidental ingestion of the material may be harmful; animal experiments indicate that ingestion of less than 150 gram may be fatal or may produce serious damage to the health of the individual.</p>

100037-3 Niobium (1000µg/mL in 2% HNO₃ + 0.5% HF)

	<p>Ingestion of acidic corrosives may produce burns around and in the mouth, the throat and oesophagus. Immediate pain and difficulties in swallowing and speaking may also be evident.</p> <p>Fluoride causes severe loss of calcium in the blood, with symptoms appearing several hours later including painful and rigid muscle contractions of the limbs. Cardiovascular collapse can occur and may cause death with increased heart rate and other heart rhythm irregularities.</p>
Skin Contact	<p>Skin contact with the material may be harmful; systemic effects may result following absorption.</p> <p>Skin contact with acidic corrosives may result in pain and burns; these may be deep with distinct edges and may heal slowly with the formation of scar tissue. Contact of the skin with liquid hydrofluoric acid (hydrogen fluoride) may cause severe burns, erythema, and swelling, vesiculation, and serious crusting. With more serious burns, ulceration, blue-gray discoloration, and necrosis may occur. Solutions of hydrofluoric acid, as dilute as 2%, may cause severe skin burns. Fluorides are easily absorbed through the skin and cause death of soft tissue and erode bone. Healing is delayed and death of tissue may continue to spread beneath skin.</p> <p>Open cuts, abraded or irritated skin should not be exposed to this material</p> <p>Entry into the blood-stream, through, for example, cuts, abrasions or lesions, may produce systemic injury with harmful effects. Examine the skin prior to the use of the material and ensure that any external damage is suitably protected.</p>
Eye	<p>If applied to the eyes, this material causes severe eye damage.</p> <p>Direct eye contact with acid corrosives may produce pain, tears, sensitivity to light and burns. Mild burns of the epithelia generally recover rapidly and completely.</p> <p>Experiments in which a 20-percent aqueous solution of hydrofluoric acid (hydrogen fluoride) was instilled into the eyes of rabbits caused immediate damage in the form of total corneal opacification and conjunctival ischemia; within an hour, corneal stroma edema occurred, followed by necrosis of anterior ocular structures.</p>
Chronic	<p>Long-term exposure to respiratory irritants may result in disease of the airways involving difficult breathing and related systemic problems. Substance accumulation, in the human body, may occur and may cause some concern following repeated or long-term occupational exposure.</p> <p>Repeated or prolonged exposure to acids may result in the erosion of teeth, swelling and/or ulceration of mouth lining. Irritation of airways to lung, with cough, and inflammation of lung tissue often occurs.</p> <p>Extended exposure to inorganic fluorides causes fluorosis, which includes signs of joint pain and stiffness, tooth discoloration, nausea and vomiting, loss of appetite, diarrhoea or constipation, weight loss, anaemia, weakness and general unwellness. There may also be frequent urination and thirst.</p> <p>Hydrogen fluoride easily penetrates the skin and causes destruction and corrosion of the bone and underlying tissue. Ingestion causes severe pains and burns in the mouth and throat and blood calcium levels are dangerously reduced.</p>

100037-3 Niobium (1000µg/mL in 2% HNO₃ + 0.5% HF)	TOXICITY	IRRITATION
	Not Available	Not Available
nitric acid	TOXICITY	IRRITATION
	Inhalation (rat) LC50: 0.13 mg/L/4hr ^[2]	Not Available
	Inhalation (rat) LC50: 2500 ppm/1h ^[2]	
hydrofluoric acid	TOXICITY	IRRITATION
	Inhalation (rat) LC50: 1.1 mg/L/60M ^[2]	Eye (human): 50 mg - SEVERE
	Inhalation (rat) LC50: 1276 ppm/1hr ^[2]	
water	TOXICITY	IRRITATION
	Oral (rat) LD50: >90000 mg/kg ^[2]	Not Available
niobium	TOXICITY	IRRITATION
	dermal (rat) LD50: >2000 mg/kg ^[1]	Not Available

Legend: 1. Value obtained from Europe ECHA Registered Substances - Acute toxicity 2.* Value obtained from manufacturer's SDS. Unless otherwise specified data extracted from RTECS - Register of Toxic Effect of chemical Substances

NITRIC ACID	<p>for acid mists, aerosols, vapours</p> <p>Data from assays for genotoxic activity in vitro suggest that eukaryotic cells are susceptible to genetic damage when the pH falls to about 6.5.</p> <p>The material may cause severe skin irritation after prolonged or repeated exposure and may produce on contact skin redness, swelling, the production of vesicles, scaling and thickening of the skin.</p> <p>Oral (?) LD50: 50-500 mg/kg * [Various Manufacturers]</p>
HYDROFLUORIC ACID	(liver and kidney damage) [Manufacturer] for hydrogen fluoride (as vapour)
NITRIC ACID & HYDROFLUORIC ACID	Asthma-like symptoms may continue for months or even years after exposure to the material ceases.
NITRIC ACID & HYDROFLUORIC ACID	The material may produce severe irritation to the eye causing pronounced inflammation.
NITRIC ACID & HYDROFLUORIC ACID	The material may produce respiratory tract irritation, and result in damage to the lung including reduced lung function.
HYDROFLUORIC ACID & WATER & NIOBIUM	No significant acute toxicological data identified in literature search.

Acute Toxicity	✓	Carcinogenicity	⊘
Skin Irritation/Corrosion	✓	Reproductivity	⊘
Serious Eye Damage/Irritation	✓	STOT - Single Exposure	⊘

100037-3 Niobium (1000µg/mL in 2% HNO3 + 0.5% HF)

Respiratory or Skin sensitisation	☒	STOT - Repeated Exposure	☒
Mutagenicity	☒	Aspiration Hazard	☒

Legend: ✗ - Data available but does not fill the criteria for classification
✔ - Data available to make classification
☒ - Data Not Available to make classification

SECTION 12 ECOLOGICAL INFORMATION

Toxicity

Ingredient	Endpoint	Test Duration (hr)	Species	Value	Source
nitric acid	NOEC	16	Crustacea	107mg/L	4
hydrofluoric acid	LC50	96	Fish	51mg/L	2
hydrofluoric acid	EC50	48	Crustacea	=270mg/L	1
hydrofluoric acid	EC50	96	Crustacea	26-48mg/L	2
hydrofluoric acid	NOEC	504	Fish	4mg/L	2

Legend: *Extracted from 1. IUCLID Toxicity Data 2. Europe ECHA Registered Substances - Ecotoxicological Information - Aquatic Toxicity 3. EPIWIN Suite V3.12 (QSAR) - Aquatic Toxicity Data (Estimated) 4. US EPA, Ecotox database - Aquatic Toxicity Data 5. ECETOC Aquatic Hazard Assessment Data 6. NITE (Japan) - Bioconcentration Data 7. METI (Japan) - Bioconcentration Data 8. Vendor Data*

Ecotoxicity:

The tolerance of water organisms towards pH margin and variation is diverse. Recommended pH values for test species listed in OECD guidelines are between 6.0 and almost 9. Acute testing with fish showed 96h-LC50 at about pH 3.5

For Fluorides: Small amounts of fluoride have beneficial effects however; excessive intake over long periods may cause dental and/or skeletal fluorosis. Fluorides are absorbed by humans following inhalation of workplace and ambient air that has been contaminated, ingestion of drinking water and foods and dermal contact. Populations living in areas with high fluoride levels in groundwater may be exposed to higher levels of fluorides in their drinking water or in beverages prepared with the water. Among these populations, outdoor labourers, people living in hot climates, and people with excessive thirst will generally have the greatest daily intake of fluorides because they consume greater amounts of water.

Atmospheric Fate: Both hydrogen fluoride and particulate fluorides will be transported in the atmosphere and deposited on land or water by wet and dry deposition. Non-volatile inorganic fluoride particulates are removed from the atmosphere via condensation or nucleation processes. Fluorides adsorbed on particulate matter in the atmosphere are generally stable and are not readily hydrolyzed, although they may be degraded by radiation if they persist in the atmosphere. Fluorine and the silicon fluorides (fluosilicates, silicofluorides) are hydrolyzed in the atmosphere to form hydrogen fluoride. Hydrogen fluoride may combine with water vapour to produce an aerosol or fog of aqueous hydrofluoric acid. Inorganic fluoride compounds, with the exception of sulfur hexafluoride, are not expected to remain in the troposphere for long periods or to migrate to the stratosphere. Estimates of the residence time of sulfur hexafluoride in the atmosphere range from 500 to several thousand years. Fluoride in aerosols can be transported over large distances by wind or as a result of atmospheric turbulence. Fluorosilicic acid and hydrofluoric acid in high aquatic concentrations such as may be found in industrial waste ponds may volatilize, releasing silicon tetrafluoride and hydrogen fluoride into the atmosphere. Soluble inorganic fluorides may also form aerosols at the air/water interface or vaporize into the atmosphere whereas undissolved species generally undergo sedimentation.

Terrestrial Fate: Soils - Atmospheric fluorides may be transported to soils and surface waters through both wet and dry deposition processes where they may form complexes and bind strongly to soil and sediment. Solubilisation of inorganic fluorides from minerals may also be enhanced by the presence of bentonite clays and humic acid. Factors that influence the mobility of inorganic fluorides in soil are pH and the formation of aluminium and calcium complexes. In more acidic soils, concentrations of inorganic fluoride were considerably higher in the deeper horizons. The low affinity of fluorides for organic material results in leaching from the more acidic surface horizon and increased retention by clay minerals and silts in the more alkaline, deeper horizons. The maximum adsorption of fluoride to soil was reported to occur at pH 5.5. In acidic soils with pH below 6, most of the fluoride is in complexes with either aluminium or iron. Fluoride in alkaline soils at pH 6.5 and above is almost completely fixed in soils as calcium fluoride, if sufficient calcium carbonate is available. Fluoride is extremely immobile in soil.

Aquatic Fate: Fresh Water: - In water, the transport and transformation of inorganic fluorides are influenced by pH, water hardness and the presence of ion-exchange materials such as clays. In natural water, fluoride forms strong complexes with aluminium in water, and fluorine chemistry in water is largely regulated by aluminium concentration and pH. Below pH 5, fluoride is almost entirely complexed with aluminium and consequently, the concentration of free F⁻ is low. Once dissolved, inorganic fluorides remain in solution under conditions of low pH and hardness and in the presence of ion-exchange material. Sea Water - Fluoride forms stable complexes with calcium and magnesium, which are present in sea water. Calcium carbonate precipitation dominates the removal of dissolved fluoride from sea water. The residence time for fluoride in ocean sediment is calculated to be 2-3 million years.

Ecotoxicity: Fluorides have been shown to accumulate in animals that consume fluoride-containing foliage. However, accumulation is primarily in skeletal tissue and therefore, it is unlikely that fluoride will biomagnify up the food chain.

Prevent, by any means available, spillage from entering drains or water courses.

DO NOT discharge into sewer or waterways.

Persistence and degradability

Ingredient	Persistence: Water/Soil	Persistence: Air
water	LOW	LOW

Bioaccumulative potential

Ingredient	Bioaccumulation
water	LOW (LogKOW = -1.38)

Mobility in soil

Ingredient	Mobility
water	LOW (KOC = 14.3)

SECTION 13 DISPOSAL CONSIDERATIONS

Waste treatment methods


Product / Packaging disposal	<ul style="list-style-type: none"> ▶ Containers may still present a chemical hazard/ danger when empty. ▶ Return to supplier for reuse/ recycling if possible. <p>Otherwise:</p> <ul style="list-style-type: none"> ▶ If container can not be cleaned sufficiently well to ensure that residuals do not remain or if the container cannot be used to store the same product, then puncture containers, to prevent re-use, and bury at an authorised landfill. ▶ Where possible retain label warnings and SDS and observe all notices pertaining to the product.
-------------------------------------	---

100037-3 Niobium (1000µg/mL in 2% HNO₃ + 0.5% HF)

- ▶ Recycle wherever possible.
- ▶ Consult manufacturer for recycling options or consult local or regional waste management authority for disposal if no suitable treatment or disposal facility can be identified.
- ▶ Treat and neutralise at an approved treatment plant. Treatment should involve: Neutralisation with soda-ash or soda-lime followed by: burial in a land-fill specifically licensed to accept chemical and / or pharmaceutical wastes or Incineration in a licensed apparatus (after admixture with suitable combustible material).
- ▶ Decontaminate empty containers with 5% aqueous sodium hydroxide or soda ash, followed by water. Observe all label safeguards until containers are cleaned and destroyed.

SECTION 14 TRANSPORT INFORMATION

Labels Required

	
Marine Pollutant	NO

Land transport (DOT)

UN number	3264				
UN proper shipping name	Corrosive liquid, acidic, inorganic, n.o.s. (contains nitric acid and hydrofluoric acid)				
Transport hazard class(es)	<table border="1" style="width: 100%;"> <tr> <td>Class</td> <td>8</td> </tr> <tr> <td>Subrisk</td> <td>Not Applicable</td> </tr> </table>	Class	8	Subrisk	Not Applicable
Class	8				
Subrisk	Not Applicable				
Packing group	II				
Environmental hazard	Not Applicable				
Special precautions for user	<table border="1" style="width: 100%;"> <tr> <td>Hazard Label</td> <td>8</td> </tr> <tr> <td>Special provisions</td> <td>386, B2, IB2, T11, TP2, TP27</td> </tr> </table>	Hazard Label	8	Special provisions	386, B2, IB2, T11, TP2, TP27
Hazard Label	8				
Special provisions	386, B2, IB2, T11, TP2, TP27				

Air transport (ICAO-IATA / DGR)

UN number	3264														
UN proper shipping name	Corrosive liquid, acidic, inorganic, n.o.s. * (contains nitric acid and hydrofluoric acid)														
Transport hazard class(es)	<table border="1" style="width: 100%;"> <tr> <td>ICAO/IATA Class</td> <td>8</td> </tr> <tr> <td>ICAO / IATA Subrisk</td> <td>Not Applicable</td> </tr> <tr> <td>ERG Code</td> <td>8L</td> </tr> </table>	ICAO/IATA Class	8	ICAO / IATA Subrisk	Not Applicable	ERG Code	8L								
ICAO/IATA Class	8														
ICAO / IATA Subrisk	Not Applicable														
ERG Code	8L														
Packing group	II														
Environmental hazard	Not Applicable														
Special precautions for user	<table border="1" style="width: 100%;"> <tr> <td>Special provisions</td> <td>A3A803</td> </tr> <tr> <td>Cargo Only Packing Instructions</td> <td>855</td> </tr> <tr> <td>Cargo Only Maximum Qty / Pack</td> <td>30 L</td> </tr> <tr> <td>Passenger and Cargo Packing Instructions</td> <td>851</td> </tr> <tr> <td>Passenger and Cargo Maximum Qty / Pack</td> <td>1 L</td> </tr> <tr> <td>Passenger and Cargo Limited Quantity Packing Instructions</td> <td>Y840</td> </tr> <tr> <td>Passenger and Cargo Limited Maximum Qty / Pack</td> <td>0.5 L</td> </tr> </table>	Special provisions	A3A803	Cargo Only Packing Instructions	855	Cargo Only Maximum Qty / Pack	30 L	Passenger and Cargo Packing Instructions	851	Passenger and Cargo Maximum Qty / Pack	1 L	Passenger and Cargo Limited Quantity Packing Instructions	Y840	Passenger and Cargo Limited Maximum Qty / Pack	0.5 L
Special provisions	A3A803														
Cargo Only Packing Instructions	855														
Cargo Only Maximum Qty / Pack	30 L														
Passenger and Cargo Packing Instructions	851														
Passenger and Cargo Maximum Qty / Pack	1 L														
Passenger and Cargo Limited Quantity Packing Instructions	Y840														
Passenger and Cargo Limited Maximum Qty / Pack	0.5 L														

Sea transport (IMDG-Code / GGVSee)

UN number	3264						
UN proper shipping name	CORROSIVE LIQUID, ACIDIC, INORGANIC, N.O.S. (contains nitric acid and hydrofluoric acid)						
Transport hazard class(es)	<table border="1" style="width: 100%;"> <tr> <td>IMDG Class</td> <td>8</td> </tr> <tr> <td>IMDG Subrisk</td> <td>Not Applicable</td> </tr> </table>	IMDG Class	8	IMDG Subrisk	Not Applicable		
IMDG Class	8						
IMDG Subrisk	Not Applicable						
Packing group	II						
Environmental hazard	Not Applicable						
Special precautions for user	<table border="1" style="width: 100%;"> <tr> <td>EMS Number</td> <td>F-A, S-B</td> </tr> <tr> <td>Special provisions</td> <td>274</td> </tr> <tr> <td>Limited Quantities</td> <td>1 L</td> </tr> </table>	EMS Number	F-A, S-B	Special provisions	274	Limited Quantities	1 L
EMS Number	F-A, S-B						
Special provisions	274						
Limited Quantities	1 L						

100037-3 Niobium (1000µg/mL in 2% HNO3 + 0.5% HF)

Transport in bulk according to Annex II of MARPOL and the IBC code

Source	Product name	Pollution Category	Ship Type
IMO MARPOL (Annex II) - List of Noxious Liquid Substances Carried in Bulk	Nitric acid (70% and over) Nitric acid (less than 70%)	Y; Y	2 2

SECTION 15 REGULATORY INFORMATION

Safety, health and environmental regulations / legislation specific for the substance or mixture

NITRIC ACID(7697-37-2) IS FOUND ON THE FOLLOWING REGULATORY LISTS

International Air Transport Association (IATA) Dangerous Goods Regulations - Prohibited List Passenger and Cargo Aircraft	US - Vermont Permissible Exposure Limits Table Z-1-A Final Rule Limits for Air Contaminants
US - Alaska Limits for Air Contaminants	US - Vermont Permissible Exposure Limits Table Z-1-A Transitional Limits for Air Contaminants
US - California OEHHA/ARB - Acute Reference Exposure Levels and Target Organs (RELEs)	US - Washington Permissible exposure limits of air contaminants
US - California Permissible Exposure Limits for Chemical Contaminants	US - Washington Toxic air pollutants and their ASIL, SQER and de minimis emission values
US - Hawaii Air Contaminant Limits	US - Wyoming Toxic and Hazardous Substances Table Z1 Limits for Air Contaminants
US - Idaho - Limits for Air Contaminants	US ACGIH Threshold Limit Values (TLV)
US - Massachusetts - Right To Know Listed Chemicals	US CWA (Clean Water Act) - List of Hazardous Substances
US - Michigan Exposure Limits for Air Contaminants	US EPCRA Section 313 Chemical List
US - Minnesota Permissible Exposure Limits (PELs)	US NIOSH Recommended Exposure Limits (RELEs)
US - Oregon Permissible Exposure Limits (Z-1)	US OSHA Permissible Exposure Levels (PELs) - Table Z1
US - Pennsylvania - Hazardous Substance List	US SARA Section 302 Extremely Hazardous Substances
US - Rhode Island Hazardous Substance List	US Toxic Substances Control Act (TSCA) - Chemical Substance Inventory
US - Tennessee Occupational Exposure Limits - Limits For Air Contaminants	

HYDROFLUORIC ACID(7664-39-3) IS FOUND ON THE FOLLOWING REGULATORY LISTS

International Agency for Research on Cancer (IARC) - Agents Classified by the IARC Monographs	US - Vermont Permissible Exposure Limits Table Z-1-A Transitional Limits for Air Contaminants
US - Alaska Limits for Air Contaminants	US - Washington Permissible exposure limits of air contaminants
US - California OEHHA/ARB - Acute Reference Exposure Levels and Target Organs (RELEs)	US - Washington Toxic air pollutants and their ASIL, SQER and de minimis emission values
US - California OEHHA/ARB - Chronic Reference Exposure Levels and Target Organs (CRELEs)	US - Wyoming Toxic and Hazardous Substances Table Z1 Limits for Air Contaminants
US - California Permissible Exposure Limits for Chemical Contaminants	US - Wyoming Toxic and Hazardous Substances Table Z-2 Acceptable ceiling concentration, Acceptable maximum peak above the acceptable ceiling concentration for an 8-hr shift
US - Hawaii Air Contaminant Limits	US ACGIH Threshold Limit Values (TLV)
US - Idaho - Acceptable Maximum Peak Concentrations	US ACGIH Threshold Limit Values (TLV) - Carcinogens
US - Idaho - Limits for Air Contaminants	US ATSDR Minimal Risk Levels for Hazardous Substances (MRLs)
US - Massachusetts - Right To Know Listed Chemicals	US Clean Air Act - Hazardous Air Pollutants
US - Michigan Exposure Limits for Air Contaminants	US CWA (Clean Water Act) - List of Hazardous Substances
US - Minnesota Permissible Exposure Limits (PELs)	US EPCRA Section 313 Chemical List
US - Oregon Permissible Exposure Limits (Z-1)	US NIOSH Recommended Exposure Limits (RELEs)
US - Oregon Permissible Exposure Limits (Z-2)	US OSHA Permissible Exposure Levels (PELs) - Table Z1
US - Pennsylvania - Hazardous Substance List	US OSHA Permissible Exposure Levels (PELs) - Table Z2
US - Rhode Island Hazardous Substance List	US SARA Section 302 Extremely Hazardous Substances
US - Tennessee Occupational Exposure Limits - Limits For Air Contaminants	US Toxic Substances Control Act (TSCA) - Chemical Substance Inventory
US - Vermont Permissible Exposure Limits Table Z-1-A Final Rule Limits for Air Contaminants	

WATER(7732-18-5) IS FOUND ON THE FOLLOWING REGULATORY LISTS

US - Pennsylvania - Hazardous Substance List	US Toxic Substances Control Act (TSCA) - Chemical Substance Inventory
--	---

NIObIUM(7440-03-1) IS FOUND ON THE FOLLOWING REGULATORY LISTS

International Air Transport Association (IATA) Dangerous Goods Regulations - Prohibited List Passenger and Cargo Aircraft	US Toxic Substances Control Act (TSCA) - Chemical Substance Inventory
---	---

Federal Regulations

Superfund Amendments and Reauthorization Act of 1986 (SARA)

SECTION 311/312 HAZARD CATEGORIES

Immediate (acute) health hazard	Yes
Delayed (chronic) health hazard	No
Fire hazard	No
Pressure hazard	No
Reactivity hazard	No

US. EPA CERCLA HAZARDOUS SUBSTANCES AND REPORTABLE QUANTITIES (40 CFR 302.4)

Name	Reportable Quantity in Pounds (lb)	Reportable Quantity in kg
Nitric acid	1000	454
Hydrofluoric acid	100	45.4

State Regulations

US. CALIFORNIA PROPOSITION 65

None Reported

100037-3 Niobium (1000µg/mL in 2% HNO₃ + 0.5% HF)

National Inventory	Status
Australia - AICS	Y
Canada - DSL	Y
Canada - NDSL	N (water; hydrofluoric acid; niobium; nitric acid)
China - IECSC	Y
Europe - EINEC / ELINCS / NLP	Y
Japan - ENCS	N (water; niobium)
Korea - KECI	Y
New Zealand - NZIoC	Y
Philippines - PICCS	N (niobium)
USA - TSCA	Y
Legend:	Y = All ingredients are on the inventory N = Not determined or one or more ingredients are not on the inventory and are not exempt from listing(see specific ingredients in brackets)

SECTION 16 OTHER INFORMATION

Other information

Ingredients with multiple cas numbers

Name	CAS No
hydrofluoric acid	7664-39-3, 790596-14-4

Classification of the preparation and its individual components has drawn on official and authoritative sources as well as independent review by the Chemwatch Classification committee using available literature references.

The SDS is a Hazard Communication tool and should be used to assist in the Risk Assessment. Many factors determine whether the reported Hazards are Risks in the workplace or other settings. Risks may be determined by reference to Exposures Scenarios. Scale of use, frequency of use and current or available engineering controls must be considered.

Definitions and abbreviations

PC – TWA: Permissible Concentration-Time Weighted Average
PC – STEL: Permissible Concentration-Short Term Exposure Limit
IARC: International Agency for Research on Cancer
ACGIH: American Conference of Governmental Industrial Hygienists
STEL: Short Term Exposure Limit
TEEL: Temporary Emergency Exposure Limit,
IDLH: Immediately Dangerous to Life or Health Concentrations
OSF: Odour Safety Factor
NOAEL :No Observed Adverse Effect Level
LOAEL: Lowest Observed Adverse Effect Level
TLV: Threshold Limit Value
LOD: Limit Of Detection
OTV: Odour Threshold Value
BCF: BioConcentration Factors
BEI: Biological Exposure Index

This document is copyright.

Apart from any fair dealing for the purposes of private study, research, review or criticism, as permitted under the Copyright Act, no part may be reproduced by any process without written permission from CHEMWATCH.

TEL (+61 3) 9572 4700.