



EPA Method 200.8 Standard 1

High-Purity Standards

Catalogue number: ICP-200.8-1

Version No: 1.2

Safety Data Sheet according to OSHA HazCom Standard (2012) requirements

Chemwatch Hazard Alert Code: 3

Issue Date: 06/02/2017

Print Date: 06/02/2017

S.GHS.USA.EN

SECTION 1 IDENTIFICATION

Product Identifier

Product name	EPA Method 200.8 Standard 1
Synonyms	ICP-200.8-1
Proper shipping name	Corrosive liquid, acidic, inorganic, n.o.s. (contains nitric acid and hydrofluoric acid)
Other means of identification	ICP-200.8-1

Recommended use of the chemical and restrictions on use

Relevant identified uses	<i>This radioactive material may be supplied in a variety of package types and may exhibit a range of specific activities.</i>
--------------------------	--

Name, address, and telephone number of the chemical manufacturer, importer, or other responsible party

Registered company name	High-Purity Standards
Address	PO Box 41727 SC 29423 United States
Telephone	843-767-7900
Fax	843-767-7906
Website	highpuritystandards.com
Email	Not Available

Emergency phone number



Association / Organisation	INFOTRAC
Emergency telephone numbers	1-800-535-5053
Other emergency telephone numbers	1-352-323-3500

SECTION 2 HAZARD(S) IDENTIFICATION

Classification of the substance or mixture

Classification	Acute Toxicity (Oral) Category 4, Acute Toxicity (Dermal) Category 4, Metal Corrosion Category 1, Skin Corrosion/Irritation Category 1A, Serious Eye Damage Category 1
----------------	--

Label elements

Hazard pictogram(s)	 
---------------------	---

SIGNAL WORD	DANGER
-------------	---------------

Hazard statement(s)

H302	Harmful if swallowed.
H312	Harmful in contact with skin.
H290	May be corrosive to metals.
H314	Causes severe skin burns and eye damage.

Continued...

EPA Method 200.8 Standard 1

Hazard(s) not otherwise specified

Not Applicable

Precautionary statement(s) Prevention

P260 Do not breathe dust/fume/gas/mist/vapours/spray.

Precautionary statement(s) Response

P301+P330+P331 IF SWALLOWED: Rinse mouth. Do NOT induce vomiting.

Precautionary statement(s) Storage

P405 Store locked up.

Precautionary statement(s) Disposal

P501 Dispose of contents/container in accordance with local regulations.

SECTION 3 COMPOSITION / INFORMATION ON INGREDIENTS

Substances

See section below for composition of Mixtures

Mixtures

CAS No	%[weight]	Name
7429-90-5	0.001	<u>aluminium</u>
7440-36-0	0.001	<u>antimony</u>
7440-38-2	0.001	<u>arsenic</u>
7440-39-3	0.001	<u>barium</u>
543-81-7	0.001 (as Be)	<u>beryllium acetate</u>
7440-43-9	0.001	<u>cadmium</u>
7440-47-3	0.001	<u>chromium</u>
7440-48-4	0.001	<u>cobalt</u>
7440-50-8	0.001	<u>copper</u>
7439-92-1	0.001	<u>lead</u>
7439-98-7	0.001	<u>molybdenum</u>
7440-02-0	0.001	<u>nickel</u>
7782-49-2	0.001	<u>selenium</u>
7440-22-4	0.001	<u>silver</u>
7440-28-0	0.001	<u>thallium</u>
7803-55-6	0.001	<u>ammonium metavanadate</u>
7440-66-6	0.001	<u>zinc</u>
7697-37-2	2	<u>nitric acid</u>
7664-39-3	0-0.49	<u>hydrofluoric acid</u>
7732-18-5	balance	<u>water</u>
638-38-0	0.001 (as Mn)	<u>manganese(II) acetate</u>
10102-06-4	0.001	<u>uranyl nitrate</u>
7440-29-1	0.001	<u>thorium</u>

SECTION 4 FIRST-AID MEASURES

Description of first aid measures

Eye Contact	<ul style="list-style-type: none">▶ GET MEDICAL ATTENTION IMMEDIATELY▶ Remove victim to a restricted area for decontamination.▶ Thoroughly wash eyes with large amounts of water, occasionally lifting the upper and lower eyelids (for approximately 15 minutes).▶ Following the water treatment, provide an isotonic solution.▶ DO NOT use eye baths, rather provide a continuous and copious supply of fluid.▶ Monitor the victim for radioactivity. If activity is present, rewash the eyes and remonitor until little or no radioactivity is present.▶ Any water used to wash the victim's eyes must be stored in a metal container for later disposal. Any other articles that are used to decontaminate the victim must also be stored in metal containers for later decontamination or disposal.▶ Any personnel involved in rendering first aid to the victim must be monitored for radioactivity and decontaminated if necessary <p>IAEA Safety Series No.: 47 Manual on Early Medical Treatment of Possible Radiation Injury, 1978, p.35.</p>
Skin Contact	<p>The objectives of skin decontamination are to remove as much of the radionuclide as practicable in order to reduce the surface dose rate and to prevent activity from entering the body. Over-aggressive skin decontamination procedures must be avoided since these may injure the natural barriers of the skin and increase percutaneous absorption.</p> <p>IT IS IMPERATIVE THAT THE SKIN SHOULD BE DECONTAMINATED AS QUICKLY AS POSSIBLE</p> <p>It is IMPORTANT to review each potential exposure, prior to the first use of the radioactive substance, to establish whether an alternative decontamination</p>

Continued...

EPA Method 200.8 Standard 1

	<p>regime exists should simple washing techniques prove to be inadequate. (see point 4 below)</p> <p>If radioactive contamination is suspected:</p> <ul style="list-style-type: none"> ➤ Gently brush away dry particles or blot excess liquids with absorbent materials; ensure responders are adequately protected. ➤ Where possible, rinse victim in warm water (30 deg. C.); caution must be exercised to ensure that areas of tissue damage or body cavity openings are NOT rinsed. ➤ Wash victim with mild liquid soap and large quantities of water. Pay particular attention to the head, finger nails and palms of the hands ➤ On completion of the washing, monitor the victim for radioactivity. If water and soap have been inadequate in removing the radioactive material, decontaminating compounds consisting of surfactants and absorbent substances may be effective. Complexing reagents may also be of use. ➤ The use of organic solvents is to be avoided as they may increase the solubility and absorption of the radioactive substance. ➤ Skin contamination with radiation may be an indication that other parts of the body have been exposed. ➤ Contaminated clothing must be stored in a metal container for later decontamination or disposal. ➤ The water used to wash the victim must be stored in metal containers for later disposal. ➤ Any personnel involved in rendering first aid to the victim must be monitored for radioactivity and decontaminated if necessary. <p>IAEA Safety Series No.: 47 Manual on Early Medical Treatment of Possible Radiation Injury, 1978, p.9.</p> <p>If there is evidence of severe skin irritation or skin burns:</p> <ul style="list-style-type: none"> ➤ Avoid further contact. Immediately remove contaminated clothing, including footwear. ➤ Flush skin under running water for 15 minutes. ➤ Avoiding contamination of the hands, massage calcium gluconate gel into affected areas, pay particular attention to creases in skin. ➤ Contact the Poisons Information Centre. ➤ Continue gel application for at least 15 minutes after burning sensation ceases. ➤ If pain recurs, repeat application of calcium gluconate gel or apply every 20 minutes. ➤ If no gel is available, continue washing for at least 15 minutes, using soap if available. If patient is conscious, give six calcium gluconate or calcium carbonate tablets in water by mouth. ➤ Transport to hospital, or doctor, urgently.
Inhalation	<p>IMPORTANT: For patients with life-threatening injuries (from incidents involving small quantity release) and particle or liquid exposure, decontamination procedures must be initiated:</p> <p>GET MEDICAL ATTENTION IMMEDIATELY.</p> <ul style="list-style-type: none"> ➤ NOTE: Personal Protective Equipment (PPE), including positive pressure self-contained breathing apparatus may be required to assure the safety of the rescuer. ➤ Remove from exposure area to a restricted area with fresh air as quickly as possible. ➤ Remove, as soon as possible, patient's clothing, jewelry and shoes. ➤ Prostheses such as false teeth, which may block airway, should be removed, where possible, prior to initiating first aid procedures ➤ If breathing has stopped, perform artificial respiration by administering oxygen; mouth-to-mouth resuscitation should be avoided to prevent exposure to the person rendering first aid. ➤ Any evidence of serious contamination indicates that treatment must be initiated. (Inhalation of radioactive particles may indicate that other parts of the body were also contaminated, such as the digestive tract, skin and eyes.) ➤ If time permits, wipe the face with wet filter paper, force coughing and blowing of the nose. Thorough decontamination should be started prior to the victim being removed to the medical area ➤ Package the patient using transportation bags, plastic or blankets; this ensures that contamination is limited during transportation. ➤ Provide adequate ambulance ventilation (intake and exhaust fans of appropriate design and capacity). ➤ Notify Emergency Department that a potentially contaminated patient is enroute; supply all available information regarding the nature and identity of the contaminant. ➤ Any personnel involved in rendering first aid must be monitored for radioactivity and thoroughly decontaminated if necessary. <p>For massive exposures:</p> <ul style="list-style-type: none"> ➤ If dusts, vapours, aerosols, fumes or combustion products are inhaled, remove from contaminated area. ➤ Lay patient down. ➤ Keep warm and rested. ➤ Prostheses such as false teeth, which may block airway, should be removed, where possible, prior to initiating first aid procedures. ➤ Apply artificial respiration if not breathing, preferably with a demand valve resuscitator, bag-valve mask device, or pocket mask as trained. Perform CPR if necessary. ➤ If victim is conscious, give six calcium gluconate or calcium carbonate tablets in water by mouth. ➤ Transport to hospital, or doctor, urgently.
Ingestion	<p>If poisoning occurs, contact a doctor or Poisons Information Centre.</p> <ul style="list-style-type: none"> ➤ In case of ingestion of radioactive substances, the mouth should be rinsed out immediately after the accident, care being taken not to swallow the water used for this purpose. ➤ Vomiting should be induced either mechanically, or with syrup of Ipecac. DO NOT induce vomiting in an unconscious person. * ➤ Further action depends on the nature of the radioactive substance. ➤ Get medical attention immediately. ➤ The victim must be monitored for radioactivity and decontaminated, if necessary, before being transported to a medical facility. ➤ Any personnel involved in rendering first aid to the victim must be monitored for radioactivity and decontaminated if necessary. - <p>* The vomitus and lavage fluids should be saved for examination and monitoring. The gastric fluids and fluids used for lavage must be stored in metal containers for later disposal. IAEA Safety Series No.: 47 Manual on Early Medical Treatment of Possible Radiation Injury, 1978, p.59.</p>

Most important symptoms and effects, both acute and delayed

See Section 11

Indication of any immediate medical attention and special treatment needed

Following acute or short term repeated exposure to hydrofluoric acid:

- Subcutaneous injections of Calcium Gluconate may be necessary around the burnt area. Continued application of Calcium Gluconate Gel or subcutaneous Calcium Gluconate should then continue for 3-4 days at a frequency of 4-6 times per day. If a "burning" sensation recurs, apply more frequently.
- Systemic effects of extensive hydrofluoric acid burns include renal damage, hypocalcaemia and consequent cardiac arrhythmias. Monitor haematological, respiratory, renal, cardiac and electrolyte status at least daily. Tests should include FBE, blood gases, chest X-ray, creatinine and electrolytes, urine output, Ca ions, Mg ions and phosphate ions. Continuous ECG monitoring may be required.
- Where serum calcium is low, or clinical, or ECG signs of hypocalcaemia develop, infusions of calcium gluconate, or if less serious, oral Sandocal, should be given. Hydrocortisone 500 mg in a four to six hourly infusion may help.
- Antibiotics should not be given as a routine, but only when indicated.
- Eye contact pain may be excruciating and 2-3 drops of 0.05% pentocaine hydrochloride may be instilled, followed by further irrigation

BIOLOGICAL EXPOSURE INDEX - BEI

These represent the determinants observed in specimens collected from a healthy worker exposed at the Exposure Standard (ES or TLV):

Determinant	Index	Sampling Time	Comments
-------------	-------	---------------	----------

Continued...

1. Methaemoglobin in blood 1.5% of haemoglobin During or end of shift B, NS, SQ

B: Background levels occur in specimens collected from subjects **NOT** exposed.

NS: Non-specific determinant; Also seen after exposure to other materials

SQ: Semi-quantitative determinant - Interpretation may be ambiguous; should be used as a screening test or confirmatory test.

For acute or short term repeated exposures to fluorides:

- Fluoride absorption from gastro-intestinal tract may be retarded by calcium salts, milk or antacids.
- Fluoride particulates or fume may be absorbed through the respiratory tract with 20-30% deposited at alveolar level.
- Peak serum levels are reached 30 mins. post-exposure; 50% appears in the urine within 24 hours.
- For acute poisoning (endotracheal intubation if inadequate tidal volume), monitor breathing and evaluate/monitor blood pressure and pulse frequently since shock may supervene with little warning. Monitor ECG immediately; watch for arrhythmias and evidence of Q-T prolongation or T-wave changes. Maintain monitor. Treat shock vigorously with isotonic saline (in 5% glucose) to restore blood volume and enhance renal excretion.
- Where evidence of hypocalcaemic or normocalcaemic tetany exists, calcium gluconate (10 ml of a 10% solution) is injected to avoid tachycardia.

BIOLOGICAL EXPOSURE INDEX - BEI

These represent the determinants observed in specimens collected from a healthy worker exposed at the Exposure Standard (ES or TLV):

Determinant	Index	Sampling Time	Comments
Fluorides in urine	3 mg/gm creatinine	Prior to shift	B, NS
	10mg/gm creatinine	End of shift	B, NS

B: Background levels occur in specimens collected from subjects **NOT** exposed

NS: Non-specific determinant; also observed after exposure to other exposures.

For radiation poisoning:

- Lavage may be useful. Care should be taken to avoid aspiration.
- The vomitus and lavage fluids should be saved for examination and monitoring. The gastric fluids and fluids used for lavage must be stored in metal containers for later disposal.
- There is no antidote for radiation sickness
- Treatment should be symptomatic and supportive, regardless of the dose received. IAEA Safety Series No.: 47; Manual on Early Medical Treatment of Possible Radiation Injury, 1978, p.35.

BASIC TREATMENT

- Establish a patent airway with suction where necessary.
- Watch for signs of respiratory insufficiency and assist ventilation as necessary.
- Administer oxygen by non-rebreather mask at 10 to 15 l/min.
- Monitor and treat, where necessary, for shock.
- Anticipate seizures.
- Routine emergency care may be necessary for associated injuries.
- Do not use emetics.** Where ingestion is suspected rinse mouth and give up to 200 ml water (5 ml/kg recommended) for dilution where patient is able to swallow, has a strong gag reflex and does not drool.
- If necessary, perform BLS care.

ADVANCED TREATMENT

- Consider orotracheal or nasotracheal intubation for airway control in unconscious patient or where respiratory arrest has occurred.
- Monitor and treat, where necessary, for arrhythmias.
- Support vital signs with IV lactated Ringer's solution.
- Hypotension with signs of hypovolaemia requires the cautious administration of fluids. Fluid overload might create complications.
- Treat seizures with diazepam.
- Advanced life-support care may be needed.
- Proparacaine hydrochloride should be used to assist eye irrigation.
- Chelating agents may be useful if given before or immediately after exposure.

SPECIAL CONSIDERATIONS

- Symptoms associated with radioactive exposure are generally delayed. Treatment should address other medical problems or trauma.
- An accurate history of exposure is essential to determine proper treatment; Exposure to 100 rads is expected to produce GI symptoms such as nausea, vomiting, abdominal cramps, diarrhoea; onset of symptoms may be delayed for several hours. Exposure to 600 rads is expected to result in severe GI symptoms such as necrotic gastroenteritis which may result in dehydration and may be fatal within days. Exposure to several thousand rads is expected to produce neurological/ cardiovascular symptoms including confusion, lethargy, ataxia, seizures, coma, and cardiovascular collapse, within minutes or hours. Severe exposures may also produce bone marrow depression, leukopenia and infection.

BRONSTEIN, A.C. and CURRANCE, P.L. EMERGENCY CARE FOR HAZARDOUS MATERIALS EXPOSURE: 2nd Ed. 1994

Both dermal and oral toxicity of manganese salts is low because of limited solubility of manganese. No known permanent pulmonary sequelae develop after acute manganese exposure. Treatment is supportive.

[Ellenhorn and Barceloux: Medical Toxicology]

In clinical trials with miners exposed to manganese-containing dusts, L-dopa relieved extrapyramidal symptoms of both hypo kinetic and dystonic patients. For short periods of time symptoms could also be controlled with scopolamine and amphetamine. BAL and calcium EDTA prove ineffective.

[Gosselin et al: Clinical Toxicology of Commercial Products.]

SECTION 5 FIRE-FIGHTING MEASURES

Extinguishing media

- There is no restriction on the type of extinguisher which may be used.
- Use extinguishing media suitable for surrounding area.

Special hazards arising from the substrate or mixture

Fire Incompatibility	None known.
----------------------	-------------

EPA Method 200.8 Standard 1

Special protective equipment and precautions for fire-fighters

Fire Fighting	
Fire/Explosion Hazard	<ul style="list-style-type: none"> ▶ Non combustible. ▶ Not considered to be a significant fire risk. ▶ Acids may react with metals to produce hydrogen, a highly flammable and explosive gas. ▶ Heating may cause expansion or decomposition leading to violent rupture of containers. ▶ May emit corrosive, poisonous fumes. May emit acrid smoke. <p>When aluminium oxide dust is dispersed in air, firefighters should wear protection against inhalation of dust particles, which can also contain hazardous substances from the fire absorbed on the alumina particles.</p>

SECTION 6 ACCIDENTAL RELEASE MEASURES

Personal precautions, protective equipment and emergency procedures

See section 8

Environmental precautions

See section 12

Methods and material for containment and cleaning up

Minor Spills	<p>Prior to working with radioactive material, devise a written procedure for handling a cleanup of small and large spills.</p> <p>For spillages involving less than 20 times the "Annual Limit on Intake (ALI)" value for inhalation</p> <ul style="list-style-type: none"> ▶ Wear rubber or plastic gloves ▶ Clean up liquid spillages with absorbent material ▶ Monitor the affected area when no visible spill material remains, to check the progress of the decontamination, preferably less than one "Derived Working Limit (DWL)" ▶ Treat all materials used in the decontamination process as radioactive waste ▶ Monitor all persons involved in the spillage or decontamination operation ▶ Remove contaminated clothing, place in plastic bags and seal
Major Spills	<ul style="list-style-type: none"> ▶ DO NOT touch damaged containers or spilled materials. Damage to outer container may not affect primary inner container. ▶ Isolate hazard area and deny entry. ▶ Evacuate the area if there is a significant radiological hazard to persons ▶ It may be necessary to dike far ahead of the spill area ▶ Enter spill area only to save life; limit entry to shortest possible time. ▶ Detain uninjured persons and equipment exposed to radioactive material until arrival or instruction of qualified radiation authority. ▶ Delay cleanup until arrival or instruction of qualified radiation authority.

Personal Protective Equipment advice is contained in Section 8 of the SDS.

SECTION 7 HANDLING AND STORAGE

Precautions for safe handling

Safe handling	<ul style="list-style-type: none"> ▶ All work with unsealed radioactive substances shall be segregated from other work and, where possible, carried out in a laboratory or workplace reserved solely for this purpose. Where widely different levels of activity and radiotoxicity are to be in use, separate rooms are preferred. ▶ Eating, drinking, smoking and the application of cosmetics should not take place in a radioactive substances designated area. ▶ Before work with unsealed radioactive substances proceeds, written procedures describing good working practices, should be available. ▶ Practice runs might be made with non-radioactive substances, so that when radioactive substances are used, operations are performed speedily and confidently with minimum exposure and risk of accident. ▶ Working procedures and a contingency plan, taking into account every radiation spill that is reasonably foreseen, should be available for periodic review. ▶ A high standard of cleanliness should be maintained in radioactive substances work-places. ▶ Appropriate means of monitoring for contamination should be available. ▶ Radiation and contamination surveys should be carried out regularly. ▶ No mouth operations should be carried out in areas where radioactive materials are used. Pipettes should be syringe or bulb-operated, or be of the automatic plunger type with disposable single-use trips. ▶ All reagents, tools and, where possible, apparatus used in the "active" area shall be clearly labelled and should remain where practical in the "actives" area. ▶ Any items removed from the actives area shall be monitored, decontaminated if necessary and labelled. The label might include details of the individual certifying the item is free from contamination. ▶ All work surfaces in the actives (including sinks) should be marked be a radiation symbol. ▶ Never store [human] food and beverage in refrigerators/freezers used for storing radioisotopes. ▶ Prevent skin contact with skin-absorbable solvents containing radioactive material. ▶ Fume hoods and biological safety cabinets for use with non-airborne radioactive material must be approved (through the protocol) and must be labelled "Caution Radioactive Material". ▶ All volatile, gaseous, or aerosolized radioactive material must be used only in a properly operating charcoal and/or HEPA filtered fume hood or Biological Safety Cabinet bearing a Caution Airborne Radioactivity hood label, unless otherwise specified in writing by the Radiation Safety Officer. ▶ Radioactive preparations should be marked with the radiation symbol, details of the chemical compound, radionuclide, activity, and as appropriate date and name of responsible user ▶ Work with unsealed liquid sources should be carried out in a double container or large tray (stainless steel or plastic) lined with absorbent material to restrict the spread of spilled materials. ▶ Operations producing vapour, spray, dust or radioactive gas shall be carried out in a fume cupboard, glove box or other enclosed areas. ▶ Appropriate waste receptacles should be provided. Foot-operated waste-bins are preferable. ▶ When leaving designated radiation areas, workers should wash hands thoroughly. Hands, clothing and shoes should be monitored to ensure that the contamination derived working level (DWL) (see "Engineering Controls") is not exceeded. These procedures should be followed before meals, visits to the toilet and prior to leaving the designated radiation area at the end of each day's work. ▶ Cleaning of designated radiation areas should be carried out by suitably trained people. Wet cleaning is generally recommended to reduce the possibility of airborne contamination. Separate cleaning equipment should be reserved for use in these areas, Vacuum cleaners should only be used if equipped with high-efficiency exhaust (HEPA) filtration. ▶ Electrical heating should be used for laboratory operation. Evaporation by infra-red lamp reduces splashing, spraying and droplet contamination.
---------------	---

EPA Method 200.8 Standard 1

Other information	<ul style="list-style-type: none"> Written procedures for maintenance work should be available.
	<ul style="list-style-type: none"> Special security requirements apply in Federal/State regulation to the storage, packaging and handling of radioactive materials. Regulation may include restriction on package size and quantities stored. Store in an approved storage area and ensure that packages are appropriately labelled as required by relevant legislation. Keep locked up at all times.

Conditions for safe storage, including any incompatibilities

Suitable container	<p>For packaging of radioisotopes.</p> <p>Packaging should be designed and finished so that external surfaces are free of protruding features and can be easily decontaminated.</p> <p>The outer layer of packaging should be designed so as to prevent the collection and retention of water.</p> <p>Many international standards, relating to correct package type and design, are in force and should be observed when repacking the contents of the original containers.</p> <ul style="list-style-type: none"> Material is corrosive to most metals, glass and other siliceous materials.
Storage incompatibility	<p>For aluminas (aluminium oxide):</p> <p>Incompatible with hot chlorinated rubber.</p> <p>In the presence of chlorine trifluoride may react violently and ignite.</p> <p>-May initiate explosive polymerisation of olefin oxides including ethylene oxide.</p> <p>-Produces exothermic reaction above 200 C with halocarbons and an exothermic reaction at ambient temperatures with halocarbons in the presence of other metals.</p> <p>-Produces exothermic reaction with oxygen difluoride.</p> <p>-May form explosive mixture with oxygen difluoride.</p> <p>-Forms explosive mixtures with sodium nitrate.</p> <p>-Reacts vigorously with vinyl acetate.</p> <p>Aluminium oxide is an amphoteric substance, meaning it can react with both acids and bases, such as hydrofluoric acid and sodium hydroxide, acting as an acid with a base and a base with an acid, neutralising the other and producing a salt.</p> <ul style="list-style-type: none"> WARNING: Avoid or control reaction with peroxides. All <i>transition metal</i> peroxides should be considered as potentially explosive. For example transition metal complexes of alkyl hydroperoxides may decompose explosively. The pi-complexes formed between chromium(0), vanadium(0) and other transition metals (haloarene-metal complexes) and mono-or poly-fluorobenzene show extreme sensitivity to heat and are explosive. Avoid reaction with borohydrides or cyanoborohydrides <p>Salts of inorganic fluoride:</p> <ul style="list-style-type: none"> react with water forming acidic solutions. are violent reactive with boron, bromine pentafluoride, bromine trifluoride, calcium disilicide, calcium hydride, oxygen difluoride, platinum, potassium. in aqueous solutions are incompatible with sulfuric acid, alkalis, ammonia, aliphatic amines, alkanolamines, alkylene oxides, amides, epichlorohydrin, isocyanates, nitromethane, organic anhydrides, vinyl acetate. corrode metals in presence of moisture may be incompatible with glass and porcelain Reacts with mild steel, galvanised steel / zinc producing hydrogen gas which may form an explosive mixture with air. <p>Hydrogen fluoride:</p> <ul style="list-style-type: none"> reacts violently with strong oxidisers, acetic anhydride, alkalis, 2-aminoethanol, arsenic trioxide (with generation of heat), bismuthic acid, calcium oxide, chlorosulfonic acid, cyanogen fluoride, ethylenediamine, ethyleneimine, fluorine (fluorine gas reacts vigorously with a 50% hydrofluoric acid solution and may burst into flame), nitrogen trifluoride, N-phenylazopiperidine, oleum, oxygen difluoride, phosphorus pentoxide, potassium permanganate, potassium tetrafluorosilicate(2-), beta-propiolactone, propylene oxide, sodium, sodium tetrafluorosilicate, sulfuric acid, vinyl acetate reacts (possibly violently) with aliphatic amines, alcohols, alkanolamines, alkylene oxides, aromatic amines, amides, ammonia, ammonium hydroxide, epichlorohydrin, isocyanates, metal acetylides, metal silicides, methanesulfonic acid, nitrogen compounds, organic anhydrides, oxides, silicon compounds, vinylidene fluoride attacks glass and siliceous materials, concrete, ceramics, metals (flammable hydrogen gas may be produced), metal alloys, some plastics, rubber coatings, leather, and most other materials with the exception of lead, platinum, polyethylene, wax. Avoid strong bases.

SECTION 8 EXPOSURE CONTROLS / PERSONAL PROTECTION

Control parameters

OCCUPATIONAL EXPOSURE LIMITS (OEL)

INGREDIENT DATA

Source	Ingredient	Material name	TWA	STEL	Peak	Notes
US OSHA Permissible Exposure Levels (PELs) - Table Z1	aluminium	Aluminum, metal	15 mg/m3	Not Available	Not Available	Total dust; (as Al)
US OSHA Permissible Exposure Levels (PELs) - Table Z1	aluminium	Aluminum, metal- Respirable fraction	5 mg/m3	Not Available	Not Available	(as Al)
US NIOSH Recommended Exposure Limits (RELs)	aluminium	Aluminium, Aluminum metal, Aluminum powder, Elemental aluminum	10 (total), 5 (resp) mg/m3	Not Available	Not Available	Not Available
US NIOSH Recommended Exposure Limits (RELs)	antimony	Antimony metal, Antimony powder, Stibium	0.5 mg/m3	Not Available	Not Available	[*Note: The REL also applies to other antimony compounds (as Sb).]
US NIOSH Recommended Exposure Limits (RELs)	arsenic	Arsenic metal: Arsenia	Not Available	Not Available	0.002 mg/m3	Ca See Appendix A
US OSHA Permissible Exposure Levels (PELs) - Table Z1	cadmium	Cadmium	0.005 mg/m3	Not Available	Not Available	see 1910.1027;(as Cd)
US NIOSH Recommended Exposure Limits (RELs)	cadmium	Cadmium metal: Cadmium	0.01 mg/m3	Not Available	Not Available	Ca See Appendix A [*Note: The REL applies to all Cadmium compounds (as Cd).]
US ACGIH Threshold Limit Values (TLV)	cadmium	Cadmium	Not Available	Not Available	Not Available	TLV® Basis: Kidney dam; BEI
US NIOSH Recommended Exposure Limits (RELs)	chromium	Chrome, Chromium	0.5 mg/m3	Not Available	Not Available	Not Available

EPA Method 200.8 Standard 1

US OSHA Permissible Exposure Levels (PELs) - Table Z1	cobalt	Cobalt metal, dust, and fume	0.1 mg/m3	Not Available	Not Available	(as Co)
US NIOSH Recommended Exposure Limits (RELs)	cobalt	Cobalt metal dust, Cobalt metal fume	0.05 mg/m3	Not Available	Not Available	TLV® Basis: Pneumonitis
US ACGIH Threshold Limit Values (TLV)	cobalt	Hard metals containing Cobalt and Tungsten carbide, as Co	0.005 mg/m3	Not Available	Not Available	Not Available
US NIOSH Recommended Exposure Limits (RELs)	copper	Copper metal dusts, Copper metal fumes	1 mg/m3	Not Available	Not Available	[*Note: The REL also applies to other copper compounds (as Cu) except Copper fume.]
US ACGIH Threshold Limit Values (TLV)	copper	Copper - Fume, as Cu	0.2 mg/m3	Not Available	Not Available	TLV® Basis: Irr; GI; metal fume fever; BEI
US ACGIH Threshold Limit Values (TLV)	copper	Copper - Dusts and mists, as Cu	1 mg/m3	Not Available	Not Available	TLV® Basis: Irr; GI; metal fume fever; BEI
US NIOSH Recommended Exposure Limits (RELs)	lead	Lead metal, Plumbum	0.050 mg/m3	Not Available	Not Available	See Appendix C [*Note: The REL also applies to other lead compounds (as Pb) -- see Appendix C.]
US NIOSH Recommended Exposure Limits (RELs)	molybdenum	Molybdenum metal	0.5 mg/m3	Not Available	Not Available	See Appendix D
US ACGIH Threshold Limit Values (TLV)	molybdenum	Molybdenum, as Mo	Not Available	Not Available	Not Available	TLV® Basis: LRT irr
US NIOSH Recommended Exposure Limits (RELs)	nickel	Nickel metal: Elemental nickel, Nickel catalyst	0.015 mg/m3	Not Available	Not Available	Ca See Appendix A [*Note: The REL does not apply to Nickel carbonyl.]
US ACGIH Threshold Limit Values (TLV)	nickel	Nickel and inorganic compounds including Nickel subsulfide, as Ni - Elemental	1.5 mg/m3	Not Available	Not Available	TLV® Basis: Dermatitis; pneumoconiosis
US NIOSH Recommended Exposure Limits (RELs)	selenium	Elemental selenium, Selenium alloy	0.2 mg/m3	Not Available	Not Available	[*Note: The REL also applies to other selenium compounds (as Se) except Selenium hexafluoride.]
US NIOSH Recommended Exposure Limits (RELs)	silver	Silver metal: Argentum	0.01 mg/m3	Not Available	Not Available	Not Available
US OSHA Permissible Exposure Levels (PELs) - Table Z1	nitric acid	Nitric acid	5 mg/m3 / 2 ppm	10 mg/m3 / 4 ppm	Not Available	TLV® Basis: URT & eye irr; dental erosion
US NIOSH Recommended Exposure Limits (RELs)	nitric acid	Aqua fortis, Engravers acid, Hydrogen nitrate, Red fuming nitric acid (RFNA), White fuming nitric acid (WFNA)	5 mg/m3 / 2 ppm	4 ppm	Not Available	Not Available
US ACGIH Threshold Limit Values (TLV)	nitric acid	Nitric acid	2 ppm	Not Available	Not Available	Not Available
US OSHA Permissible Exposure Levels (PELs) - Table Z1	hydrofluoric acid	Hydrogen fluoride	2.5 mg/m3 / 3 ppm	Not Available	5 mg/m3 / 6 ppm	See Table Z-2;(as F)
US OSHA Permissible Exposure Levels (PELs) - Table Z2	hydrofluoric acid	Hydrogen fluoride	3 ppm	Not Available	2 ppm	(Z37.28–1969)
US NIOSH Recommended Exposure Limits (RELs)	hydrofluoric acid	Anhydrous hydrogen fluoride; Aqueous hydrogen fluoride (i.e., Hydrofluoric acid); HF-A	0.5 ppm	Not Available	Not Available	[15-minute]
US ACGIH Threshold Limit Values (TLV)	hydrofluoric acid	Hydrogen fluoride, as F	Not Available	Not Available	Not Available	TLV® Basis: URT, LRT, skin, & eye irr; fluorosis; BEI

EMERGENCY LIMITS

Ingredient	Material name	TEEL-1	TEEL-2	TEEL-3
antimony	Antimony	1.5 mg/m3	13 mg/m3	80 mg/m3
barium	Barium	1.5 mg/m3	180 mg/m3	1,100 mg/m3
cadmium	Cadmium	Not Available	Not Available	Not Available
chromium	Chromium	1.5 mg/m3	17 mg/m3	99 mg/m3
cobalt	Cobalt	0.18 mg/m3	2 mg/m3	20 mg/m3
copper	Copper	3 mg/m3	33 mg/m3	200 mg/m3
lead	Lead	0.15 mg/m3	120 mg/m3	700 mg/m3
molybdenum	Molybdenum	30 mg/m3	330 mg/m3	2,000 mg/m3
nickel	Nickel	4.5 mg/m3	50 mg/m3	99 mg/m3
selenium	Selenium	0.6 mg/m3	6.6 mg/m3	40 mg/m3
silver	Silver	0.3 mg/m3	170 mg/m3	990 mg/m3
thallium	Thallium	0.06 mg/m3	13 mg/m3	20 mg/m3
ammonium metavanadate	Ammonium vanadate; (Ammonium vanadium oxide; Ammonium metavanadate)	0.01 mg/m3	0.11 mg/m3	80 mg/m3
zinc	Zinc	6 mg/m3	21 mg/m3	120 mg/m3
nitric acid	Nitric acid	Not Available	Not Available	Not Available
hydrofluoric acid	Hydrogen fluoride; (Hydrofluoric acid)	Not Available	Not Available	Not Available
manganese(II) acetate	Acetic acid, manganese(II) salt (2:1)	9.4 mg/m3	16 mg/m3	96 mg/m3


Continued...

EPA Method 200.8 Standard 1

uranyl nitrate	Uranyl nitrate (solid); (Bis(nitrato-O,O')dioxouranium)	0.99 mg/m3	5.5 mg/m3	33 mg/m3
uranyl nitrate	Uranyl nitrate hexahydrate	1.3 mg/m3	7 mg/m3	42 mg/m3
uranyl nitrate	Uranyl nitrate (yellow salt)	0.99 mg/m3	5.5 mg/m3	33 mg/m3
thorium	Thorium	30 mg/m3	330 mg/m3	2,000 mg/m3

Ingredient	Original IDLH	Revised IDLH
aluminium	Not Available	Not Available
antimony	80 mg/m3	50 mg/m3
arsenic	100 mg/m3	5 mg/m3
barium	1,100 mg/m3	50 mg/m3
beryllium acetate	10 mg/m3	4 mg/m3
cadmium	50 mg/m3 / 9 mg/m3	9 mg/m3 / 9 [Unch] mg/m3
chromium	N.E. / N.E.	250 mg/m3
cobalt	20 mg/m3	20 [Unch] mg/m3
copper	N.E. / N.E.	100 mg/m3
lead	700 mg/m3	100 mg/m3
molybdenum	N.E. / N.E.	5,000 mg/m3
nickel	N.E. / N.E.	10 mg/m3
selenium	Unknown mg/m3 / Unknown ppm	1 mg/m3
silver	N.E. / N.E.	10 mg/m3
thallium	Not Available	Not Available
ammonium metavanadate	Not Available	Not Available
zinc	Not Available	Not Available
nitric acid	100 ppm	25 ppm
hydrofluoric acid	30 ppm	30 [Unch] ppm
water	Not Available	Not Available
manganese(II) acetate	N.E. / N.E.	500 mg/m3
uranyl nitrate	20 mg/m3	10 mg/m3
thorium	Not Available	Not Available

Exposure controls

Appropriate engineering controls	<p>For potential exposure to radioactive substances, local exhaust or process enclosure ventilation should be provided as a minimum. External radiation exposure may be controlled with adequate shielding. The absorbing material and its thickness will depend on the type of radiation, its energy, the flux and dimensions of the source.</p> <ul style="list-style-type: none"> For ALPHA PARTICLES fraction of a millimetre of any ordinary material will generally be sufficient to attenuate the energy of the particle. For the more energetic BETA PARTICLES, extra shielding will be required. This may comprise materials such as acrylics, aluminium and thick rubber. For example, 6 mm (approx. 1/4 inch) of acrylic will absorb all beta particles up to 1 MeV. With high energy beta radiation from large sources, Bremsstrahlung (X-ray production) contribution may be significant and it may be necessary to provide additional shielding of high atomic weight material, such as lead, to attenuate the Bremsstrahlung radiation. For highly energetic GAMMA PARTICLES the most suitable shielding materials are lead and iron. Thickness will depend on whether the source is producing narrow or broad beam radiation. Primary and secondary barriers may be required to block all radiation.
Personal protection	
Eye and face protection	<ul style="list-style-type: none"> Most safety glasses will provide protection against alpha particles, some protection against beta particles (depending on thickness) but will not shield gamma radiation.
Skin protection	See Hand protection below
Hands/feet protection	<ul style="list-style-type: none"> When handling corrosive liquids, wear trousers or overalls outside of boots, to avoid spills entering boots. <p>Disposable gloves. Most gloves will provide protection against alpha particles, some protection against beta particles (depending on thickness) but will not shield gamma radiation. Used gloves may present a radiation hazard and should be disposed of as radioactive waste.</p> <p>Suitable gloves should be worn for all work with unsealed radioactive substances, and special care is to be exercised when putting on or removing gloves, to avoid contaminating the hands and the inside surfaces of the gloves.</p>
Body protection	See Other protection below
Other protection	<p>Disposable overgarments, including head and foot coverings should be worn by any employee engaged in handling radioactive substances <i>in the workplace</i>. These garments are recommended even if the employee is working with a "glove-box" containment system.</p> <p>Protective clothing reserved specifically for radioactive work, shall be worn at all times <i>in a laboratory</i>, even for very low levels of specific activity. The following should be considered.</p> <ul style="list-style-type: none"> For work in low level laboratories, a normal laboratory coat or overall is sufficient. For work in medium level laboratories, the laboratory coat should have elasticised sleeve cuffs and a crossover front with high neck fastened with hook and loop fastening fabric. Pockets are not recommended. <p>NOTE: Velcro strips are suitable.</p> <ul style="list-style-type: none"> In high level laboratories, in addition to coats and overalls, overshoes or similar specially designed footwear should be worn to prevent the transfer of radioactive contamination from laboratory floors. <p>All protective clothing worn in radioisotope and radiological laboratories should be removed prior to leaving and left in a specifically designated area in or immediately outside the laboratory. This area should be considered as a source of radioactive hazard. Contaminated clothing shall not be laundered with uncontaminated items.</p> <p>Certain clothing fibres may be useful in dosimetry studies so clothing should be kept in event of accident, large scale release or a large scale clean-up.</p>

EPA Method 200.8 Standard 1

Thermal hazards Not Available

Respiratory protection

Type A Filter of sufficient capacity (AS/NZS 1716 & 1715, EN 143:2000 & 149:2001, ANSI Z88 or national equivalent)

SECTION 9 PHYSICAL AND CHEMICAL PROPERTIES

Information on basic physical and chemical properties

Appearance	Colourless		
Physical state	Liquid	Relative density (Water = 1)	Not Available
Odour	Not Available	Partition coefficient n-octanol / water	Not Available
Odour threshold	Not Available	Auto-ignition temperature (°C)	Not Available
pH (as supplied)	<2	Decomposition temperature	Not Available
Melting point / freezing point (°C)	Not Available	Viscosity (cSt)	Not Available
Initial boiling point and boiling range (°C)	Not Available	Molecular weight (g/mol)	Not Available
Flash point (°C)	Not Available	Taste	Not Available
Evaporation rate	Not Available	Explosive properties	Not Available
Flammability	Not Available	Oxidising properties	Not Available
Upper Explosive Limit (%)	Not Available	Surface Tension (dyn/cm or mN/m)	Not Available
Lower Explosive Limit (%)	Not Available	Volatile Component (%vol)	Not Available
Vapour pressure (kPa)	Not Available	Gas group	Not Available
Solubility in water (g/L)	Miscible	pH as a solution (1%)	Not Available
Vapour density (Air = 1)	Not Available	VOC g/L	Not Available

SECTION 10 STABILITY AND REACTIVITY

Reactivity	See section 7
Chemical stability	<ul style="list-style-type: none"> ▶ Unstable in the presence of incompatible materials. ▶ Product is considered stable. ▶ Hazardous polymerisation will not occur.
Possibility of hazardous reactions	See section 7
Conditions to avoid	See section 7
Incompatible materials	See section 7
Hazardous decomposition products	See section 5

SECTION 11 TOXICOLOGICAL INFORMATION

Information on toxicological effects

Inhaled	<p>Inhalation of vapours or aerosols (mists, fumes), generated by the material during the course of normal handling, may be harmful. The material can cause respiratory irritation in some persons. The body's response to such irritation can cause further lung damage. Corrosive acids can cause irritation of the respiratory tract, with coughing, choking and mucous membrane damage. There may be dizziness, headache, nausea and weakness.</p> <p>A whole body dose of 2-10 Gray may cause loss of appetite, tiredness, nausea and vomiting, most severe after 6-12 hours. After this subsides a gross disturbance in blood cell distribution occurs with loss of white blood cells and platelets over weeks.</p> <p>Bronchial and alveolar exudate are apparent in animals exposed to molybdenum by inhalation. Molybdenum fume may produce bronchial irritation and moderate fatty changes in liver and kidney.</p> <p>Acute effects of fluoride inhalation include irritation of nose and throat, coughing and chest discomfort. A single acute over-exposure may even cause nose bleed.</p> <p>Acute inhalation of hydrogen fluoride (hydrofluoric acid) vapours causes severe irritation of the eye, nose and throat, delayed fever, bluing of the extremities and water in the lungs, and may cause death. The above irritation occurs even with fairly low concentrations of hydrogen fluoride. Hydrogen fluoride has a strong irritating odour, that can be detected at concentrations of about 0.04 parts per million. Higher levels cause corrosion of the throat, nose and lungs, leading to severe inflammation and water buildup in the lungs (which may occur with 1 hour of exposure). A vapour concentration of 10 parts per million is regarded as intolerable, but a vapour concentration of 30 parts per million is considered as immediately dangerous to life and health.</p> <p>It is estimated that the lowest lethal concentration for a 5-minute human exposure to hydrogen fluoride is in the range of 50 to 250 parts per million. Exposure by either skin contact or inhalation may lead to low levels of calcium and magnesium in the blood, which may result in heart rhythm disturbances. Animal testing suggests that repeated exposure produces liver and kidney damage.</p>
Ingestion	<p>Accidental ingestion of the material may be harmful; animal experiments indicate that ingestion of less than 150 gram may be fatal or may produce serious damage to the health of the individual.</p> <p>The material can produce chemical burns within the oral cavity and gastrointestinal tract following ingestion.</p> <p>The kidney and liver can be damaged by uranium, causing excessive acid and urea in the blood and generalised ill health.</p> <p>Ingestion of acidic corrosives may produce burns around and in the mouth, the throat and oesophagus. Immediate pain and difficulties in swallowing and speaking may also be evident.</p>

Continued...

EPA Method 200.8 Standard 1

	<p>Molybdenum, an essential trace element, can in large doses hamper growth and cause loss of appetite, listlessness and diarrhoea. Anaemia also occurs, and other symptoms include greying of hair, shrinking of the testicles, reduced fertility and milk production, shortness of breath, incoordination and irritation of the mucous membranes.</p> <p>Poisonings rarely occur after oral administration of manganese salts because they are poorly absorbed from the gut.</p> <p>Fluoride causes severe loss of calcium in the blood, with symptoms appearing several hours later including painful and rigid muscle contractions of the limbs. Cardiovascular collapse can occur and may cause death with increased heart rate and other heart rhythm irregularities.</p>
Skin Contact	<p>Skin contact with the material may be harmful; systemic effects may result following absorption.</p> <p>The material can produce chemical burns following direct contact with the skin.</p> <p>Though considered non-harmful, slight irritation may result from contact because of the abrasive nature of the aluminium oxide particles. Thus it may cause itching and skin reaction and inflammation.</p> <p>Skin contact with acidic corrosives may result in pain and burns; these may be deep with distinct edges and may heal slowly with the formation of scar tissue.</p> <p>Contact of the skin with liquid hydrofluoric acid (hydrogen fluoride) may cause severe burns, erythema, and swelling, vesiculation, and serious crusting. With more serious burns, ulceration, blue-gray discoloration, and necrosis may occur. Solutions of hydrofluoric acid, as dilute as 2%, may cause severe skin burns.</p> <p>Fluorides are easily absorbed through the skin and cause death of soft tissue and erode bone. Healing is delayed and death of tissue may continue to spread beneath skin.</p> <p>Open cuts, abraded or irritated skin should not be exposed to this material.</p> <p>Entry into the blood-stream, through, for example, cuts, abrasions or lesions, may produce systemic injury with harmful effects. Examine the skin prior to the use of the material and ensure that any external damage is suitably protected.</p> <p>A whole body dose of 2-10 Gray may cause loss of appetite, tiredness, nausea and vomiting, most severe after 6-12 hours. After this subsides a gross disturbance in blood cell distribution occurs with loss of white blood cells and platelets over weeks.</p>
Eye	<p>The material can produce chemical burns to the eye following direct contact. Vapours or mists may be extremely irritating.</p> <p>Direct eye contact with acid corrosives may produce pain, tears, sensitivity to light and burns. Mild burns of the epithelia generally recover rapidly and completely.</p> <p>The eye is particularly sensitive to radioactivity. A single dose of 1 Gy can cause inflammation of the conjunctiva and cornea.</p> <p>Animal testing showed that a 20% solution of hydrofluoric acid (hydrogen fluoride) in water caused immediate damage in the form of total clouding of the lens and ischaemia of the conjunctiva. Swelling of the stroma of the cornea occurred within 1 hour, followed by tissue death (necrosis) of structures of the front of the eye.</p>
Chronic	<p>There has been concern that this material can cause cancer or mutations, but there is not enough data to make an assessment.</p> <p>Long-term exposure to respiratory irritants may result in airways disease, involving difficulty breathing and related whole-body problems.</p> <p>Substance accumulation, in the human body, may occur and may cause some concern following repeated or long-term occupational exposure.</p> <p>Animal testing shows long term exposure to aluminium oxides may cause lung disease and cancer, depending on the size of the particle. The smaller the size, the greater the tendencies of causing harm.</p> <p>Manganese is an essential trace element. Chronic exposure to low levels of manganese can include a mask-like facial expression, spastic gait, tremors, slurred speech, disordered muscle tone, fatigue, anorexia, loss of strength and energy, apathy and poor concentration.</p> <p>High levels of molybdenum can cause joint problems in the hands and feet with pain and lameness. Molybdenum compounds can also cause liver changes with elevated levels of enzymes and cause over-activity of the thyroid gland.</p> <p>Repeated or prolonged exposure to acids may result in the erosion of teeth, swelling and/or ulceration of mouth lining. Irritation of airways to lung, with cough, and inflammation of lung tissue often occurs.</p> <p>A single large or prolonged low exposure to radiation can cause delayed effects, including blood cancers, genetic disorders, shortened lifespan and cataracts. Leukaemia is the most common cancer caused; cancers of the thyroid, bone, lung (due to radioactive particle deposits) and skin are also seen.</p> <p>Extended exposure to inorganic fluorides causes fluorosis, which includes signs of joint pain and stiffness, tooth discolouration, nausea and vomiting, loss of appetite, diarrhoea or constipation, weight loss, anaemia, weakness and general unwellness. There may also be frequent urination and thirst.</p> <p>Hydrogen fluoride easily penetrates the skin and causes destruction and corrosion of the bone and underlying tissue. Ingestion causes severe pains and burns in the mouth and throat and blood calcium levels are dangerously reduced.</p>

EPA Method 200.8 Standard 1	TOXICITY	IRRITATION
	Not Available	Not Available
aluminium	TOXICITY	IRRITATION
	Oral (rat) LD50: >2000 mg/kg ^[1]	Not Available
antimony	TOXICITY	IRRITATION
	Dermal (rabbit) LD50: >8300 mg/kg ^[1]	Not Available
	Oral (rat) LD50: 100 mg/kg ^[2]	
arsenic	TOXICITY	IRRITATION
	Oral (rat) LD50: 763 mg/kg ^[2]	Not Available
barium	TOXICITY	IRRITATION
	Not Available	Not Available
beryllium acetate	TOXICITY	IRRITATION
	Not Available	Not Available
cadmium	TOXICITY	IRRITATION
	Oral (rat) LD50: >63<259 mg/kg ^[1]	Not Available
chromium	TOXICITY	IRRITATION
	Not Available	Not Available

EPA Method 200.8 Standard 1

Legend: 1. Value obtained from Europe ECHA Registered Substances - Acute toxicity 2. * Value obtained from manufacturer's SDS. Unless otherwise specified data extracted from RTECS - Register of Toxic Effect of chemical Substances

ARSENIC	Arsenic compounds are classified by the European Union as toxic by inhalation and ingestion and toxic to aquatic life and long lasting in the environment. Tumorigenic - Carcinogenic by RTECS criteria.
CHROMIUM	On skin and inhalation exposure, chromium and its compounds (except hexavalent) can be a potent sensitiser, as particulates. Tenth Annual Report on Carcinogens: Substance known to be Carcinogenic [National Toxicology Program: U.S. Dep. Gastrointestinal tumours, lymphoma, musculoskeletal tumours and tumours at site of application recorded.
COBALT	Allergic reactions involving the respiratory tract are usually due to interactions between IgE antibodies and allergens and occur rapidly. Attention should be paid to atopic diathesis, characterised by increased susceptibility to nasal inflammation, asthma and eczema. Exogenous allergic alveolitis is induced essentially by allergen specific immune-complexes of the IgG type; cell-mediated reactions (T lymphocytes) may be involved.
COPPER	for copper and its compounds (typically copper chloride): Acute toxicity: There are no reliable acute oral toxicity results available. WARNING: Inhalation of high concentrations of copper fume may cause "metal fume fever", an acute industrial disease of short duration. tiredness, influenza like respiratory tract irritation with fever.
LEAD	WARNING: Lead is a cumulative poison and has the potential to cause abortion and intellectual impairment to unborn children of pregnant workers.
NICKEL	Tenth Annual Report on Carcinogens: Substance anticipated to be Carcinogen [National Toxicology Program: U.S. Dep. Oral (rat) TDLo: 500 mg/kg/5D-I Inhalation (rat) TCLo: 0.1 mg/m3/24H/17W-C
THALLIUM	Structural changes in nerves and sheath, changes in extraocular muscles, hair loss recorded
ZINC	The material may cause skin irritation after prolonged or repeated exposure and may produce on contact skin redness, swelling, the production of vesicles, scaling and thickening of the skin.
NITRIC ACID	For acid mists, aerosols, vapours Test results suggest that eukaryotic cells are susceptible to genetic damage when the pH falls to about 6.5. The material may cause severe skin irritation after prolonged or repeated exposure and may produce on contact skin redness, swelling, the production of vesicles, scaling and thickening of the skin. Oral (?) LD50: 50-500 mg/kg * [Various Manufacturers]
HYDROFLUORIC ACID	(liver and kidney damage) [Manufacturer] for hydrogen fluoride (as vapour)
MANGANESE(II) ACETATE	Laboratory tests have shown mutagenic effects: Positive B. rec.
URANYL NITRATE	US NRCP Permissible quarterly intakes of radionuclides for occupational Insolubles- 3.2 microcuries per quarter oral intake; critical organ being the GI tract Lower large intestine. 4.0×10^{-2} per quarter inhalation; critical organ being the lungs. Solubles- 1.2 microcuries per quarter oral intake; critical organ being the kidneys. 4.5×10^{-2} per quarter inhalation; critical organ being the kidneys.
THORIUM	Thorium and its compounds are mainly alpha particle emitters although beta and gamma radiation is also encountered The radiological danger is considerably more serious than the chemical danger in view of the long time that all thorium compounds remain in the organs where they are deposited (mainly in bones, lungs, lymphatic glands etc.) leading to long-term alpha-irradiation of the tissues.
ALUMINIUM & BARIUM & CHROMIUM & MOLYBDENUM & HYDROFLUORIC ACID & WATER & URANYL NITRATE & THORIUM	No significant acute toxicological data identified in literature search.
ARSENIC & BERYLLIUM ACETATE & THORIUM	WARNING: This substance has been classified by the IARC as Group 1: CARCINOGENIC TO HUMANS.
BARIUM & BERYLLIUM ACETATE & AMMONIUM METAVANADATE & NITRIC ACID & HYDROFLUORIC ACID	Asthma-like symptoms may continue for months or even years after exposure to the material ends.
BERYLLIUM ACETATE & COBALT & NICKEL	The following information refers to contact allergens as a group and may not be specific to this product.
CHROMIUM & SELENIUM	The substance is classified by IARC as Group 3: NOT classifiable as to its carcinogenicity to humans.
COBALT & NICKEL	WARNING: This substance has been classified by the IARC as Group 2B: Possibly Carcinogenic to Humans.
NITRIC ACID & HYDROFLUORIC ACID	The material may produce severe irritation to the eye causing pronounced inflammation.
NITRIC ACID & HYDROFLUORIC ACID	The material may produce respiratory tract irritation, and result in damage to the lung including reduced lung function.

Acute Toxicity	✓	Carcinogenicity	⊘
Skin Irritation/Corrosion	✓	Reproductivity	⊘
Serious Eye Damage/Irritation	✓	STOT - Single Exposure	⊘
Respiratory or Skin sensitisation	⊘	STOT - Repeated Exposure	⊘
Mutagenicity	⊘	Aspiration Hazard	⊘

Legend: ✗ – Data available but does not fill the criteria for classification
 ✓ – Data available to make classification
 ⊘ – Data Not Available to make classification

EPA Method 200.8 Standard 1

SECTION 12 ECOLOGICAL INFORMATION

Toxicity

EPA Method 200.8 Standard 1	ENDPOINT	TEST DURATION (HR)	SPECIES	VALUE	SOURCE
	Not Applicable	Not Applicable	Not Applicable	Not Applicable	Not Applicable
aluminium	ENDPOINT	TEST DURATION (HR)	SPECIES	VALUE	SOURCE
	LC50	96	Fish	0.078-0.108mg/L	2
	EC50	48	Crustacea	0.7364mg/L	2
	EC50	96	Algae or other aquatic plants	0.0054mg/L	2
	BCF	360	Algae or other aquatic plants	9mg/L	4
	EC50	120	Fish	0.000051mg/L	5
	NOEC	72	Algae or other aquatic plants	>=0.004mg/L	2
antimony	ENDPOINT	TEST DURATION (HR)	SPECIES	VALUE	SOURCE
	LC50	96	Fish	0.93mg/L	2
	EC50	48	Crustacea	1mg/L	2
	EC50	72	Algae or other aquatic plants	>2.4mg/L	2
	EC50	96	Crustacea	0.5mg/L	2
	NOEC	720	Fish	>0.0075mg/L	2
arsenic	ENDPOINT	TEST DURATION (HR)	SPECIES	VALUE	SOURCE
	LC50	96	Fish	9.9mg/L	4
	EC50	336	Algae or other aquatic plants	0.63mg/L	4
	NOEC	336	Algae or other aquatic plants	<0.75mg/L	4
barium	ENDPOINT	TEST DURATION (HR)	SPECIES	VALUE	SOURCE
	LC50	96	Fish	>500mg/L	4
	EC50	96	Algae or other aquatic plants	26mg/L	4
	BCF	24	Crustacea	0.000002mg/L	4
	EC50	240	Algae or other aquatic plants	8.10306mg/L	4
	NOEC	48	Crustacea	68mg/L	4
beryllium acetate	ENDPOINT	TEST DURATION (HR)	SPECIES	VALUE	SOURCE
	Not Applicable	Not Applicable	Not Applicable	Not Applicable	Not Applicable
cadmium	ENDPOINT	TEST DURATION (HR)	SPECIES	VALUE	SOURCE
	LC50	96	Fish	0.001mg/L	4
	EC50	48	Crustacea	0.0033mg/L	5
	EC50	72	Algae or other aquatic plants	0.018mg/L	2
	BCF	960	Fish	500mg/L	4
	EC50	336	Crustacea	0.00065mg/L	5
	NOEC	168	Fish	0.00001821mg/L	4
chromium	ENDPOINT	TEST DURATION (HR)	SPECIES	VALUE	SOURCE
	LC50	96	Fish	13.9mg/L	4
	EC50	48	Crustacea	0.0225mg/L	5
	EC50	72	Algae or other aquatic plants	0.104mg/L	4
	BCF	1440	Algae or other aquatic plants	0.0495mg/L	4
	EC50	48	Crustacea	0.0245mg/L	5
	NOEC	672	Fish	0.00019mg/L	4
cobalt	ENDPOINT	TEST DURATION (HR)	SPECIES	VALUE	SOURCE
	LC50	96	Fish	1.406mg/L	2
	EC50	48	Crustacea	>0.89mg/L	2

Continued...

EPA Method 200.8 Standard 1

	EC50	72	Algae or other aquatic plants	0.144mg/L	2
	BCF	1344	Fish	0.99mg/L	4
	EC50	70	Algae or other aquatic plants	0.02mg/L	2
	NOEC	168	Algae or other aquatic plants	0.0018mg/L	2
copper	ENDPOINT	TEST DURATION (HR)	SPECIES	VALUE	SOURCE
	LC50	96	Fish	0.0028mg/L	2
	EC50	48	Crustacea	0.001mg/L	5
	EC50	72	Algae or other aquatic plants	0.013335mg/L	4
	BCF	960	Fish	200mg/L	4
	EC50	96	Crustacea	0.001mg/L	5
	NOEC	96	Crustacea	0.0008mg/L	4
lead	ENDPOINT	TEST DURATION (HR)	SPECIES	VALUE	SOURCE
	LC50	96	Fish	0.0079mg/L	2
	EC50	48	Crustacea	0.029mg/L	2
	EC50	72	Algae or other aquatic plants	0.0205mg/L	2
	BCFD	8	Fish	4.324mg/L	4
	EC50	48	Algae or other aquatic plants	0.0217mg/L	2
	NOEC	672	Fish	0.00003mg/L	4
molybdenum	ENDPOINT	TEST DURATION (HR)	SPECIES	VALUE	SOURCE
	LC50	96	Fish	609.1mg/L	2
	EC50	72	Algae or other aquatic plants	289.2mg/L	2
	BCF	336	Algae or other aquatic plants	64mg/L	4
	EC50	336	Algae or other aquatic plants	64mg/L	4
	NOEC	672	Crustacea	0.67mg/L	2
nickel	ENDPOINT	TEST DURATION (HR)	SPECIES	VALUE	SOURCE
	LC50	96	Fish	0.0000475mg/L	4
	EC50	48	Crustacea	0.013mg/L	5
	EC50	72	Algae or other aquatic plants	0.0407mg/L	2
	BCF	1440	Algae or other aquatic plants	0.47mg/L	4
	EC50	720	Crustacea	0.0062mg/L	2
	NOEC	72	Algae or other aquatic plants	0.0035mg/L	2
selenium	ENDPOINT	TEST DURATION (HR)	SPECIES	VALUE	SOURCE
	LC50	96	Fish	>0.0262mg/L	2
	EC50	48	Crustacea	>0.1603mg/L	2
	EC50	72	Algae or other aquatic plants	>0.00173mg/L	2
	BCF	504	Crustacea	0.711mg/L	4
	EC50	96	Algae or other aquatic plants	0.355mg/L	2
	NOEC	72	Algae or other aquatic plants	0.000547mg/L	2
silver	ENDPOINT	TEST DURATION (HR)	SPECIES	VALUE	SOURCE
	LC50	96	Fish	0.00148mg/L	2
	EC50	48	Crustacea	0.00024mg/L	4
	EC50	96	Algae or other aquatic plants	0.001628837mg/L	4
	BCF	336	Crustacea	0.02mg/L	4
	EC50	48	Crustacea	0.00024mg/L	4
	NOEC	480	Crustacea	0.00031mg/L	2
thallium	ENDPOINT	TEST DURATION (HR)	SPECIES	VALUE	SOURCE
	LC50	96	Fish	21mg/L	4
	EC50	96	Algae or other aquatic plants	0.13mg/L	4
	EC50	240	Algae or other aquatic plants	0.040876mg/L	4

EPA Method 200.8 Standard 1

	NOEC	720	Fish	0.04mg/L	5
ammonium metavanadate	ENDPOINT	TEST DURATION (HR)	SPECIES	VALUE	SOURCE
	LC50	96	Fish	0.693mg/L	2
	EC50	48	Crustacea	2.387mg/L	2
	EC50	72	Algae or other aquatic plants	0.9894mg/L	2
	EC50	72	Algae or other aquatic plants	1.162mg/L	2
	NOEC	72	Algae or other aquatic plants	0.0168mg/L	2
zinc	ENDPOINT	TEST DURATION (HR)	SPECIES	VALUE	SOURCE
	LC50	96	Fish	0.00272mg/L	4
	EC50	48	Crustacea	0.04mg/L	5
	EC50	72	Algae or other aquatic plants	0.106mg/L	4
	BCF	360	Algae or other aquatic plants	9mg/L	4
	EC50	120	Fish	0.00033mg/L	5
	NOEC	336	Algae or other aquatic plants	0.00075mg/L	4
nitric acid	ENDPOINT	TEST DURATION (HR)	SPECIES	VALUE	SOURCE
	NOEC	16	Crustacea	107mg/L	4
hydrofluoric acid	ENDPOINT	TEST DURATION (HR)	SPECIES	VALUE	SOURCE
	LC50	96	Fish	51mg/L	2
	EC50	48	Crustacea	≈270mg/L	1
	EC50	96	Crustacea	26-48mg/L	2
	NOEC	504	Fish	4mg/L	2
water	ENDPOINT	TEST DURATION (HR)	SPECIES	VALUE	SOURCE
	Not Applicable	Not Applicable	Not Applicable	Not Applicable	Not Applicable
manganese(II) acetate	ENDPOINT	TEST DURATION (HR)	SPECIES	VALUE	SOURCE
	Not Applicable	Not Applicable	Not Applicable	Not Applicable	Not Applicable
uranyl nitrate	ENDPOINT	TEST DURATION (HR)	SPECIES	VALUE	SOURCE
	LC50	96	Fish	3.1mg/L	4
	EC50	48	Crustacea	5.34mg/L	4
	BCF	144	Fish	0.963mg/L	4
	EC50	48	Crustacea	6.19mg/L	4
	NOEC	480	Algae or other aquatic plants	0.5mg/L	4
thorium	ENDPOINT	TEST DURATION (HR)	SPECIES	VALUE	SOURCE
	Not Applicable	Not Applicable	Not Applicable	Not Applicable	Not Applicable

Legend:

Extracted from 1. IUCLID Toxicity Data 2. Europe ECHA Registered Substances - Ecotoxicological Information - Aquatic Toxicity 3. EPIWIN Suite V3.12 (QSAR) - Aquatic Toxicity Data (Estimated) 4. US EPA, Ecotox database - Aquatic Toxicity Data 5. ECETOC Aquatic Hazard Assessment Data 6. NITE (Japan) - Bioconcentration Data 7. METI (Japan) - Bioconcentration Data 8. Vendor Data

For Manganese and its Compounds:

Environmental Fate: Manganese is a naturally occurring element in the environment occurring as a result of weathering of geological material. It also occurs from its use in steel manufacture/ coal mining. The most commonly occurring of 11 possible oxidation states are +2, (e.g. manganese chloride or sulfate), +4, (e.g. manganese dioxide), and +7 (e.g. potassium permanganate), although the latter is unstable in the environment.

Atmospheric Fate: Elemental/inorganic manganese compounds may exist in air as suspended particulates from industrial emissions or soil erosion. Manganese-containing particles are mainly removed from the atmosphere by gravitational settling - large particles tend to fall out faster than small particles. The half-life of airborne particles is usually on the order of days, depending on the size of the particle and atmospheric conditions. Some removal by washout mechanisms such as rain may also occur, although it is of minor significance in comparison to dry deposition.

Terrestrial Fate: Manganese in soil can migrate as particulate matter to air or water and soluble manganese compounds can be leached from the soil. High soil pH reduces manganese availability while low soil pH will increase availability, even to the point of toxicity. Soils high in organic matter ♦ tie up ♦ manganese such that high organic matter soils can be manganese deficient. Fertilization with materials containing chlorine, nitrate, and/or sulfate, can also enhance manganese uptake, (termed the anion effect). Adsorption of soluble manganese to soil/sediments increases as positive ions increase, (cation), and organic matter increases. In some cases, adsorption of manganese to soils may not be a readily reversible process. At low concentrations, manganese may be fixed by clays and will not be released into solution readily. Bacteria and microflora can increase the mobility of manganese.

Aquatic Fate: Most manganese salts, with the exception of phosphates, carbonates, and oxides, are soluble in water. Solubility is controlled by the precipitation of insoluble forms, (species). In most oxygenated waters, the most common form is insoluble manganese oxide. Manganese chloride is the dominant form at pH 4-7, but may oxidize at pH>8 or 9.

Ecotoxicity: While lower organisms, (plankton, aquatic plants, and some fish), can significantly bioconcentrate manganese, higher organisms, (including humans), tend to maintain manganese balance. Manganese in water may be significantly concentrated at lower levels of the food chain.

Uptake of manganese by aquatic invertebrates and fish increases with temperature and decreases with pH. Fish and crustaceans appear to be the most sensitive to acute and chronic exposures.

Continued...

The substance has low toxicity to trout but, is moderately toxic to Coho salmon. The substance is toxic to Daphnia water fleas and moderately toxic to freshwater algae *Pseudomonas putida* and *Photobacterium phosphoreum* bacteria.

For Molybdenum:

Environmental Fate: Molybdenum is an essential micronutrient in plants and animals. It is commonly used in the manufacture of steel alloys. Based on the high concentration of molybdenum in all analyzed waste types, the exposure of the environment to molybdenum is regarded as significant. The limited amount of data regarding its toxicity makes it impossible to evaluate the potential for adverse environmental and health effects from molybdenum exposure. Molybdenum is generally found in two oxidation states in nature, Mo(IV) and Mo(VI). In oxidizing environments, Mo(VI) dominates and it is commonly present as molybdate. Natural molybdenum contains seven isotopes. Molybdenum oxidizes at elevated temperatures.

Atmospheric Fate: Molybdenum can be deposited via dry/wet deposition; however, atmospheric exposure has been identified as a minor source to terrestrial and aquatic habitats.

Terrestrial Fate: Molybdenum is a naturally occurring substance in soil. Soil molybdenum is a potentially toxic element, but no cases have been reported of molybdenum toxicity to animals from consumption of forage grown on sludge-amended soils. Microbes are expected to transform the substance.

Aquatic Fate: Molybdenum disulfide is sparingly soluble in water but oxidizes to more soluble molybdates, which are stable in water. At pH 3-5, molybdate frequently shifts to hydrogen molybdate. Low pH molybdenum is usually adsorbed to sediment composed of clay, or other minerals that are prone to weathering. Molybdenum in the water is expected to be taken up by aquatic organisms. Concentrations of the substance in sediments are by site-specific factors like flow rate, and other factors, (e.g. organic content, pH)

Ecotoxicology: Molybdenum cause adverse effects in ruminant animals. Livestock have been injured by forage grown on soils containing the element. The substance's toxicological properties in mammals are governed, to a large extent, by its interaction with copper and sulfur; residues of molybdenum alone are not sufficient to diagnose poisoning by the substance. Domestic ruminants, especially cattle, are especially sensitive to molybdenum poisoning, when copper and inorganic sulfate are deficient. The resistance of small laboratory animals, and wildlife, is at least 10X that of cattle. Mule deer are not adversely affected by the substance. The substance may have a negative impact on reproduction in domestic birds and there is inadequate data on its effects on waterfowl and most mammals.

For Vanadium Compounds:

Environmental Fate: Vanadium is travels through the environment via long-range transportation in the atmosphere, water, and land by natural and man-made sources, wet and dry deposition, adsorption and complexing. From natural sources, vanadium is probably in the form of less soluble trivalent mineral particles.

Atmospheric Fate: Vanadium generally enters the atmosphere as an aerosol. Natural and man-made sources of vanadium tend to release large particles that are more likely to settle near the source. Smaller particles, such as those emitted from oil-fueled power plants, have a longer residence time in the atmosphere and are more likely to be transported farther away from the site of release.

Terrestrial Fate: Soil - Transport and partitioning of vanadium in soil is influenced by pH and reduction potential. Ferric hydroxides and solid bitumens (organic) are the main carriers of vanadium in the sedimentation process. Iron acts as a carrier for trivalent vanadium and is responsible for its diffusion through molten rocks where it becomes trapped during crystallization. Vanadium is fairly mobile in neutral or alkaline soils, but its mobility decreases in acidic soils. Under oxidizing, unsaturated conditions, some mobility is observed, but under reducing, saturated conditions, vanadium is immobile. Plants - Vanadium levels in terrestrial plants are dependent upon the amount of water-soluble vanadium available in the soil as well as pH and growing conditions. The uptake of vanadium into the above-ground parts of many plants is low, although root concentrations have shown some correlation with levels in the soil. Certain legumes have been shown to be vanadium accumulators and the root nodules of these plants may contain vanadium levels three times greater than those of the surrounding soil. Fly agaric (*Amanita muscaria*) mushrooms are known to actively accumulate vanadium.

Aquatic Fate: Vanadium is eventually adsorbed to hydroxides or associated with organic compounds and is deposited on the sea bed. Vanadium is transported in water by solution (13%) or suspension (87%). Upon entering the ocean, vanadium is deposited to the sea bed. Only about 0.001% of vanadium entering the oceans is estimated to persist in soluble form. Sorption and biochemical processes are thought to contribute to the extraction of vanadium from sea water. Adsorption to organic matter as well as to manganese oxide and ferric hydroxide results in the precipitation of dissolved vanadium. Biochemical processes are also of importance in the partitioning from sea water to sediment.

Ecotoxicity: Some marine organisms, in particular the sea squirts, bioconcentrate vanadium very efficiently, attaining body concentrations approximately 10,000 times greater than the ambient sea water. Upon the death of the organism, the body burden adds to the accumulation of vanadium in silt. In general, marine plants and invertebrates contain higher levels of vanadium than terrestrial plants and animals. In the terrestrial environment, bioconcentration is more commonly observed amongst the lower plant phyla than in the higher, seed-producing phyla. Vanadium appears to be present in all terrestrial animals; however tissue concentrations in vertebrates are often so low that detection is difficult. The highest levels of vanadium in terrestrial mammals are generally found in the liver and skeletal tissues. No data are available regarding biomagnification of vanadium within the food chain, but human studies suggest that it is unlikely. Bioaccumulation appears to be unlikely.

Ecotoxicity:

The tolerance of water organisms towards pH margin and variation is diverse. Recommended pH values for test species listed in OECD guidelines are between 6.0 and almost 9. Acute testing with fish showed 96h-LC50 at about pH 3.5

For Fluorides: Small amounts of fluoride have beneficial effects however; excessive intake over long periods may cause dental and/or skeletal fluorosis. Fluorides are absorbed by humans following inhalation of workplace and ambient air that has been contaminated, ingestion of drinking water and foods and dermal contact. Populations living in areas with high fluoride levels in groundwater may be exposed to higher levels of fluorides in their drinking water or in beverages prepared with the water. Among these populations, outdoor labourers, people living in hot climates, and people with excessive thirst will generally have the greatest daily intake of fluorides because they consume greater amounts of water.

Atmospheric Fate: Both hydrogen fluoride and particulate fluorides will be transported in the atmosphere and deposited on land or water by wet and dry deposition. Non-volatile inorganic fluoride particulates are removed from the atmosphere via condensation or nucleation processes. Fluorides adsorbed on particulate matter in the atmosphere are generally stable and are not readily hydrolyzed, although they may be degraded by radiation if they persist in the atmosphere. Fluorine and the silicon fluorides (fluosilicates, silicofluorides) are hydrolyzed in the atmosphere to form hydrogen fluoride. Hydrogen fluoride may combine with water vapour to produce an aerosol or fog of aqueous hydrofluoric acid. Inorganic fluoride compounds, with the exception of sulfur hexafluoride, are not expected to remain in the troposphere for long periods or to migrate to the stratosphere. Estimates of the residence time of sulfur hexafluoride in the atmosphere range from 500 to several thousand years. Fluoride in aerosols can be transported over large distances by wind or as a result of atmospheric turbulence. Fluorosilicic acid and hydrofluoric acid in high aquatic concentrations such as may be found in industrial waste ponds may volatilize, releasing silicon tetrafluoride and hydrogen fluoride into the atmosphere. Soluble inorganic fluorides may also form aerosols at the air/water interface or vaporize into the atmosphere whereas undissolved species generally undergo sedimentation.

Terrestrial Fate: Soils - Atmospheric fluorides may be transported to soils and surface waters through both wet and dry deposition processes where they may form complexes and bind strongly to soil and sediment. Solubilisation of inorganic fluorides from minerals may also be enhanced by the presence of bentonite clays and humic acid. Factors that influence the mobility of inorganic fluorides in soil are pH and the formation of aluminium and calcium complexes. In more acidic soils, concentrations of inorganic fluoride were considerably higher in the deeper horizons. The low affinity of fluorides for organic material results in leaching from the more acidic surface horizon and increased retention by clay minerals and silts in the more alkaline, deeper horizons. The maximum adsorption of fluoride to soil was reported to occur at pH 5.5. In acidic soils with pH below 6, most of the fluoride is in complexes with either aluminium or iron. Fluoride in alkaline soils at pH 6.5 and above is almost completely fixed in soils as calcium fluoride, if sufficient calcium carbonate is available. Fluoride is extremely immobile in soil.

Aquatic Fate: Fresh Water: - In water, the transport and transformation of inorganic fluorides are influenced by pH, water hardness and the presence of ion-exchange materials such as clays. In natural water, fluoride forms strong complexes with aluminium in water, and fluorine chemistry in water is largely regulated by aluminium concentration and pH. Below pH 5, fluoride is almost entirely complexed with aluminium and consequently, the concentration of free F⁻ is low. Once dissolved, inorganic fluorides remain in solution under conditions of low pH and hardness and in the presence of ion-exchange material. Sea Water - Fluoride forms stable complexes with calcium and magnesium, which are present in sea water. Calcium carbonate precipitation dominates the removal of dissolved fluoride from sea water. The residence time for fluoride in ocean sediment is calculated to be 2-3 million years.

Ecotoxicity: Fluorides have been shown to accumulate in animals that consume fluoride-containing foliage. However, accumulation is primarily in skeletal tissue and therefore, it is unlikely that fluoride will biomagnify up the food chain.

DO NOT discharge into sewer or waterways.

Persistence and degradability

Ingredient	Persistence: Water/Soil	Persistence: Air
ammonium metavanadate	HIGH	HIGH
water	LOW	LOW

Bioaccumulative potential

Ingredient	Bioaccumulation
ammonium metavanadate	LOW (LogKOW = 2.229)
water	LOW (LogKOW = -1.38)

EPA Method 200.8 Standard 1

Mobility in soil

Ingredient	Mobility
ammonium metavanadate	LOW (KOC = 35.04)
water	LOW (KOC = 14.3)

SECTION 13 DISPOSAL CONSIDERATIONS

Waste treatment methods

Product / Packaging disposal	<ul style="list-style-type: none"> Containers may still present a chemical hazard/ danger when empty. Return to supplier for reuse/ recycling if possible. <p>Otherwise:</p> <ul style="list-style-type: none"> If container can not be cleaned sufficiently well to ensure that residuals do not remain or if the container cannot be used to store the same product, then puncture containers, to prevent re-use, and bury at an authorised landfill. Where possible retain label warnings and SDS and observe all notices pertaining to the product. WARNING Radioactive materials must not be disposed of as Industrial Waste or domestic garbage. Consult supplier/ appropriate Radiation Control Authority for disposal procedures
------------------------------	--

SECTION 14 TRANSPORT INFORMATION

Labels Required

	
Marine Pollutant	NO

Land transport (DOT)

UN number	3264				
UN proper shipping name	Corrosive liquid, acidic, inorganic, n.o.s. (contains nitric acid and hydrofluoric acid)				
Transport hazard class(es)	<table border="1"> <tr> <td>Class</td><td>8</td></tr> <tr> <td>Subrisk</td><td>Not Applicable</td></tr> </table>	Class	8	Subrisk	Not Applicable
Class	8				
Subrisk	Not Applicable				
Packing group	II				
Environmental hazard	Not Applicable				
Special precautions for user	<table border="1"> <tr> <td>Hazard Label</td><td>8</td></tr> <tr> <td>Special provisions</td><td>386, B2, IB2, T11, TP2, TP27</td></tr> </table>	Hazard Label	8	Special provisions	386, B2, IB2, T11, TP2, TP27
Hazard Label	8				
Special provisions	386, B2, IB2, T11, TP2, TP27				

Air transport (ICAO-IATA / DGR)

UN number	3264														
UN proper shipping name	Corrosive liquid, acidic, inorganic, n.o.s. * (contains nitric acid and hydrofluoric acid)														
Transport hazard class(es)	<table border="1"> <tr> <td>ICAO/IATA Class</td><td>8</td></tr> <tr> <td>ICAO / IATA Subrisk</td><td>Not Applicable</td></tr> <tr> <td>ERG Code</td><td>8L</td></tr> </table>	ICAO/IATA Class	8	ICAO / IATA Subrisk	Not Applicable	ERG Code	8L								
ICAO/IATA Class	8														
ICAO / IATA Subrisk	Not Applicable														
ERG Code	8L														
Packing group	II														
Environmental hazard	Not Applicable														
Special precautions for user	<table border="1"> <tr> <td>Special provisions</td><td>A3A803</td></tr> <tr> <td>Cargo Only Packing Instructions</td><td>855</td></tr> <tr> <td>Cargo Only Maximum Qty / Pack</td><td>30 L</td></tr> <tr> <td>Passenger and Cargo Packing Instructions</td><td>851</td></tr> <tr> <td>Passenger and Cargo Maximum Qty / Pack</td><td>1 L</td></tr> <tr> <td>Passenger and Cargo Limited Quantity Packing Instructions</td><td>Y840</td></tr> <tr> <td>Passenger and Cargo Limited Maximum Qty / Pack</td><td>0.5 L</td></tr> </table>	Special provisions	A3A803	Cargo Only Packing Instructions	855	Cargo Only Maximum Qty / Pack	30 L	Passenger and Cargo Packing Instructions	851	Passenger and Cargo Maximum Qty / Pack	1 L	Passenger and Cargo Limited Quantity Packing Instructions	Y840	Passenger and Cargo Limited Maximum Qty / Pack	0.5 L
Special provisions	A3A803														
Cargo Only Packing Instructions	855														
Cargo Only Maximum Qty / Pack	30 L														
Passenger and Cargo Packing Instructions	851														
Passenger and Cargo Maximum Qty / Pack	1 L														
Passenger and Cargo Limited Quantity Packing Instructions	Y840														
Passenger and Cargo Limited Maximum Qty / Pack	0.5 L														

Sea transport (IMDG-Code / GGVSee)

UN number	3264
UN proper shipping name	CORROSIVE LIQUID, ACIDIC, INORGANIC, N.O.S. (contains nitric acid and hydrofluoric acid)

EPA Method 200.8 Standard 1

Transport hazard class(es)	IMDG Class	8
	IMDG Subrisk	Not Applicable
Packing group	II	
Environmental hazard	Not Applicable	
Special precautions for user	EMS Number	F-A, S-B
	Special provisions	274
	Limited Quantities	1 L

Transport in bulk according to Annex II of MARPOL and the IBC code

Source	Product name	Pollution Category	Ship Type
IMO MARPOL (Annex II) - List of Noxious Liquid Substances Carried in Bulk	Nitric acid (70% and over) Nitric acid (less than 70%)	Y; Y	2 2

SECTION 15 REGULATORY INFORMATION

Safety, health and environmental regulations / legislation specific for the substance or mixture

ALUMINIUM(7429-90-5) IS FOUND ON THE FOLLOWING REGULATORY LISTS

US - Alaska Limits for Air Contaminants
US - California Permissible Exposure Limits for Chemical Contaminants
US - Hawaii Air Contaminant Limits
US - Massachusetts - Right To Know Listed Chemicals
US - Michigan Exposure Limits for Air Contaminants
US - Minnesota Permissible Exposure Limits (PELs)
US - Oregon Permissible Exposure Limits (Z-1)
US - Pennsylvania - Hazardous Substance List
US - Rhode Island Hazardous Substance List
US - Tennessee Occupational Exposure Limits - Limits For Air Contaminants
US - Vermont Permissible Exposure Limits Table Z-1-A Final Rule Limits for Air Contaminants

US - Vermont Permissible Exposure Limits Table Z-1-A Transitional Limits for Air Contaminants
US - Washington Permissible exposure limits of air contaminants
US - Wyoming Toxic and Hazardous Substances Table Z1 Limits for Air Contaminants
US ACGIH Threshold Limit Values (TLV)
US ACGIH Threshold Limit Values (TLV) - Carcinogens
US ATSDR Minimal Risk Levels for Hazardous Substances (MRLs)
US EPCRA Section 313 Chemical List
US NIOSH Recommended Exposure Limits (RELs)
US OSHA Permissible Exposure Levels (PELs) - Table Z1
US Toxic Substances Control Act (TSCA) - Chemical Substance Inventory

ANTIMONY(7440-36-0) IS FOUND ON THE FOLLOWING REGULATORY LISTS

US - Alaska Limits for Air Contaminants
US - California Permissible Exposure Limits for Chemical Contaminants
US - Hawaii Air Contaminant Limits
US - Idaho - Limits for Air Contaminants
US - Massachusetts - Right To Know Listed Chemicals
US - Michigan Exposure Limits for Air Contaminants
US - Minnesota Permissible Exposure Limits (PELs)
US - Oregon Permissible Exposure Limits (Z-1)
US - Pennsylvania - Hazardous Substance List
US - Rhode Island Hazardous Substance List
US - Tennessee Occupational Exposure Limits - Limits For Air Contaminants
US - Vermont Permissible Exposure Limits Table Z-1-A Final Rule Limits for Air Contaminants

US - Vermont Permissible Exposure Limits Table Z-1-A Transitional Limits for Air Contaminants
US - Washington Permissible exposure limits of air contaminants
US - Wyoming Toxic and Hazardous Substances Table Z1 Limits for Air Contaminants
US ACGIH Threshold Limit Values (TLV)
US Clean Air Act - Hazardous Air Pollutants
US CWA (Clean Water Act) - Priority Pollutants
US CWA (Clean Water Act) - Toxic Pollutants
US EPCRA Section 313 Chemical List
US NIOSH Recommended Exposure Limits (RELs)
US OSHA Permissible Exposure Levels (PELs) - Table Z1
US Toxic Substances Control Act (TSCA) - Chemical Substance Inventory

ARSENIC(7440-38-2) IS FOUND ON THE FOLLOWING REGULATORY LISTS

International Agency for Research on Cancer (IARC) - Agents Classified by the IARC Monographs
US - Alaska Limits for Air Contaminants
US - California OEHHA/ARB - Acute Reference Exposure Levels and Target Organs (RELs)
US - California OEHHA/ARB - Chronic Reference Exposure Levels and Target Organs (CRELs)
US - California Permissible Exposure Limits for Chemical Contaminants
US - Hawaii Air Contaminant Limits
US - Idaho - Limits for Air Contaminants
US - Massachusetts - Right To Know Listed Chemicals
US - Minnesota Permissible Exposure Limits (PELs)
US - New Jersey Right to Know - Special Health Hazard Substance List (SHSL): Carcinogens
US - Pennsylvania - Hazardous Substance List
US - Tennessee Occupational Exposure Limits - Limits For Air Contaminants
US - Vermont Permissible Exposure Limits Table Z-1-A Final Rule Limits for Air Contaminants
US - Vermont Permissible Exposure Limits Table Z-1-A Transitional Limits for Air Contaminants

US - Washington Permissible exposure limits of air contaminants
US - Washington Toxic air pollutants and their ASIL, SQER and de minimis emission values
US ACGIH Threshold Limit Values (TLV)
US ACGIH Threshold Limit Values (TLV) - Carcinogens
US ATSDR Minimal Risk Levels for Hazardous Substances (MRLs)
US Clean Air Act - Hazardous Air Pollutants
US CWA (Clean Water Act) - Priority Pollutants
US CWA (Clean Water Act) - Toxic Pollutants
US EPCRA Section 313 Chemical List
US National Toxicology Program (NTP) 14th Report Part A Known to be Human Carcinogens
US NIOSH Recommended Exposure Limits (RELs)
US OSHA Permissible Exposure Levels (PELs) - Table Z1
US Toxic Substances Control Act (TSCA) - Chemical Substance Inventory

BARIUM(7440-39-3) IS FOUND ON THE FOLLOWING REGULATORY LISTS

EPA Method 200.8 Standard 1

US - Alaska Limits for Air Contaminants
US - Hawaii Air Contaminant Limits
US - Idaho - Limits for Air Contaminants
US - Massachusetts - Right To Know Listed Chemicals
US - Minnesota Permissible Exposure Limits (PELs)
US - Pennsylvania - Hazardous Substance List
US - Rhode Island Hazardous Substance List
US - Tennessee Occupational Exposure Limits - Limits For Air Contaminants
US - Vermont Permissible Exposure Limits Table Z-1-A Final Rule Limits for Air Contaminants

US - Vermont Permissible Exposure Limits Table Z-1-A Transitional Limits for Air Contaminants
US - Washington Permissible exposure limits of air contaminants
US ACGIH Threshold Limit Values (TLV)
US ACGIH Threshold Limit Values (TLV) - Carcinogens
US EPA Carcinogens Listing
US EPCRA Section 313 Chemical List
US OSHA Permissible Exposure Levels (PELs) - Table Z1
US Toxic Substances Control Act (TSCA) - Chemical Substance Inventory

BERYLLIUM ACETATE(543-81-7) IS FOUND ON THE FOLLOWING REGULATORY LISTS

International Agency for Research on Cancer (IARC) - Agents Classified by the IARC Monographs
US - Alaska Limits for Air Contaminants
US - California OEHHA/ARB - Chronic Reference Exposure Levels and Target Organs (CRELs)
US - California Permissible Exposure Limits for Chemical Contaminants
US - Hawaii Air Contaminant Limits
US - Idaho - Acceptable Maximum Peak Concentrations
US - Idaho - Limits for Air Contaminants
US - Michigan Exposure Limits for Air Contaminants
US - Minnesota Permissible Exposure Limits (PELs)
US - Oregon Permissible Exposure Limits (Z-1)
US - Oregon Permissible Exposure Limits (Z-2)
US - Tennessee Occupational Exposure Limits - Limits For Air Contaminants
US - Vermont Permissible Exposure Limits Table Z-1-A Final Rule Limits for Air Contaminants
US - Vermont Permissible Exposure Limits Table Z-1-A Transitional Limits for Air Contaminants

US - Washington Permissible exposure limits of air contaminants
US - Washington Toxic air pollutants and their ASIL, SQER and de minimis emission values
US - Wyoming Toxic and Hazardous Substances Table Z1 Limits for Air Contaminants
US - Wyoming Toxic and Hazardous Substances Table Z-2 Acceptable ceiling concentration, Acceptable maximum peak above the acceptable ceiling concentration for an 8-hr shift
US ACGIH Threshold Limit Values (TLV)
US ACGIH Threshold Limit Values (TLV) - Carcinogens
US Clean Air Act - Hazardous Air Pollutants
US CWA (Clean Water Act) - Priority Pollutants
US CWA (Clean Water Act) - Toxic Pollutants
US EPA Carcinogens Listing
US EPCRA Section 313 Chemical List
US National Toxicology Program (NTP) 14th Report Part A Known to be Human Carcinogens
US OSHA Permissible Exposure Levels (PELs) - Table Z1
US OSHA Permissible Exposure Levels (PELs) - Table Z2

CADMIUM(7440-43-9) IS FOUND ON THE FOLLOWING REGULATORY LISTS

International Agency for Research on Cancer (IARC) - Agents Classified by the IARC Monographs
US - Alaska Limits for Air Contaminants
US - California - Proposition 65 - Priority List for the Development of MADLs for Chemicals Causing Reproductive Toxicity
US - California OEHHA/ARB - Chronic Reference Exposure Levels and Target Organs (CRELs)
US - California Permissible Exposure Limits for Chemical Contaminants
US - California Proposition 65 - Carcinogens
US - California Proposition 65 - Maximum Allowable Dose Levels (MADLs) for Chemicals Causing Reproductive Toxicity
US - California Proposition 65 - No Significant Risk Levels (NSRLs) for Carcinogens
US - California Proposition 65 - Reproductive Toxicity
US - Hawaii Air Contaminant Limits
US - Idaho - Acceptable Maximum Peak Concentrations
US - Idaho - Limits for Air Contaminants
US - Massachusetts - Right To Know Listed Chemicals
US - Michigan Exposure Limits for Air Contaminants
US - Minnesota Permissible Exposure Limits (PELs)
US - New Jersey Right to Know - Special Health Hazard Substance List (SHHSL): Carcinogens
US - Oregon Permissible Exposure Limits (Z-1)
US - Oregon Permissible Exposure Limits (Z-2)
US - Pennsylvania - Hazardous Substance List
US - Rhode Island Hazardous Substance List
US - Tennessee Occupational Exposure Limits - Limits For Air Contaminants

US - Vermont Permissible Exposure Limits Table Z-1-A Final Rule Limits for Air Contaminants
US - Vermont Permissible Exposure Limits Table Z-1-A Transitional Limits for Air Contaminants
US - Washington Permissible exposure limits of air contaminants
US - Washington Toxic air pollutants and their ASIL, SQER and de minimis emission values
US - Wyoming Toxic and Hazardous Substances Table Z1 Limits for Air Contaminants
US - Wyoming Toxic and Hazardous Substances Table Z-2 Acceptable ceiling concentration, Acceptable maximum peak above the acceptable ceiling concentration for an 8-hr shift
US ACGIH Threshold Limit Values (TLV)
US ACGIH Threshold Limit Values (TLV) - Carcinogens
US ATSDR Minimal Risk Levels for Hazardous Substances (MRLs)
US Clean Air Act - Hazardous Air Pollutants
US CWA (Clean Water Act) - Priority Pollutants
US CWA (Clean Water Act) - Toxic Pollutants
US EPA Carcinogens Listing
US EPCRA Section 313 Chemical List
US National Toxicology Program (NTP) 14th Report Part A Known to be Human Carcinogens
US NIOSH Recommended Exposure Limits (RELs)
US OSHA Carcinogens Listing
US OSHA Permissible Exposure Levels (PELs) - Table Z1
US OSHA Permissible Exposure Levels (PELs) - Table Z2
US Toxic Substances Control Act (TSCA) - Chemical Substance Inventory

CHROMIUM(7440-47-3) IS FOUND ON THE FOLLOWING REGULATORY LISTS

International Agency for Research on Cancer (IARC) - Agents Classified by the IARC Monographs
US - Alaska Limits for Air Contaminants
US - California Permissible Exposure Limits for Chemical Contaminants
US - Hawaii Air Contaminant Limits
US - Idaho - Limits for Air Contaminants
US - Massachusetts - Right To Know Listed Chemicals
US - Michigan Exposure Limits for Air Contaminants
US - Oregon Permissible Exposure Limits (Z-1)
US - Pennsylvania - Hazardous Substance List
US - Rhode Island Hazardous Substance List
US - Tennessee Occupational Exposure Limits - Limits For Air Contaminants
US - Vermont Permissible Exposure Limits Table Z-1-A Final Rule Limits for Air Contaminants

US - Vermont Permissible Exposure Limits Table Z-1-A Transitional Limits for Air Contaminants
US - Washington Permissible exposure limits of air contaminants
US - Wyoming Toxic and Hazardous Substances Table Z1 Limits for Air Contaminants
US ACGIH Threshold Limit Values (TLV)
US ACGIH Threshold Limit Values (TLV) - Carcinogens
US Clean Air Act - Hazardous Air Pollutants
US CWA (Clean Water Act) - Priority Pollutants
US CWA (Clean Water Act) - Toxic Pollutants
US EPCRA Section 313 Chemical List
US NIOSH Recommended Exposure Limits (RELs)
US OSHA Permissible Exposure Levels (PELs) - Table Z1
US Toxic Substances Control Act (TSCA) - Chemical Substance Inventory

COBALT(7440-48-4) IS FOUND ON THE FOLLOWING REGULATORY LISTS

EPA Method 200.8 Standard 1

International Agency for Research on Cancer (IARC) - Agents Classified by the IARC Monographs

US - Alaska Limits for Air Contaminants

US - California Permissible Exposure Limits for Chemical Contaminants

US - California Proposition 65 - Carcinogens

US - Hawaii Air Contaminant Limits

US - Idaho - Limits for Air Contaminants

US - Massachusetts - Right To Know Listed Chemicals

US - Michigan Exposure Limits for Air Contaminants

US - Minnesota Permissible Exposure Limits (PELs)

US - New Jersey Right to Know - Special Health Hazard Substance List (SHHSL): Carcinogens

US - Oregon Permissible Exposure Limits (Z-1)

US - Pennsylvania - Hazardous Substance List

US - Rhode Island Hazardous Substance List

US - Tennessee Occupational Exposure Limits - Limits For Air Contaminants

US - Vermont Permissible Exposure Limits Table Z-1-A Final Rule Limits for Air Contaminants

COPPER(7440-50-8) IS FOUND ON THE FOLLOWING REGULATORY LISTS

US - Alaska Limits for Air Contaminants

US - California OEHHA/ARB - Acute Reference Exposure Levels and Target Organs (RELs)

US - California Permissible Exposure Limits for Chemical Contaminants

US - Hawaii Air Contaminant Limits

US - Idaho - Limits for Air Contaminants

US - Massachusetts - Right To Know Listed Chemicals

US - Michigan Exposure Limits for Air Contaminants

US - Minnesota Permissible Exposure Limits (PELs)

US - Oregon Permissible Exposure Limits (Z-1)

US - Pennsylvania - Hazardous Substance List

US - Rhode Island Hazardous Substance List

US - Tennessee Occupational Exposure Limits - Limits For Air Contaminants

US - Vermont Permissible Exposure Limits Table Z-1-A Final Rule Limits for Air Contaminants

LEAD(7439-92-1) IS FOUND ON THE FOLLOWING REGULATORY LISTS

International Agency for Research on Cancer (IARC) - Agents Classified by the IARC Monographs

US - Alaska Limits for Air Contaminants

US - California - Proposition 65 - Priority List for the Development of MADLs for Chemicals Causing Reproductive Toxicity

US - California Permissible Exposure Limits for Chemical Contaminants

US - California Proposition 65 - Carcinogens

US - California Proposition 65 - Maximum Allowable Dose Levels (MADLs) for Chemicals Causing Reproductive Toxicity

US - California Proposition 65 - No Significant Risk Levels (NSRLs) for Carcinogens

US - California Proposition 65 - Reproductive Toxicity

US - Hawaii Air Contaminant Limits

US - Idaho - Acceptable Maximum Peak Concentrations

US - Idaho - Limits for Air Contaminants

US - Massachusetts - Right To Know Listed Chemicals

US - Minnesota Permissible Exposure Limits (PELs)

US - New Jersey Right to Know - Special Health Hazard Substance List (SHHSL): Carcinogens

US - Pennsylvania - Hazardous Substance List

US - Rhode Island Hazardous Substance List

MOLYBDENUM(7439-98-7) IS FOUND ON THE FOLLOWING REGULATORY LISTS

US - Alaska Limits for Air Contaminants

US - Hawaii Air Contaminant Limits

US - Idaho - Limits for Air Contaminants

US - Massachusetts - Right To Know Listed Chemicals

US - Minnesota Permissible Exposure Limits (PELs)

US - Pennsylvania - Hazardous Substance List

US - Rhode Island Hazardous Substance List

US - Tennessee Occupational Exposure Limits - Limits For Air Contaminants

NICKEL(7440-02-0) IS FOUND ON THE FOLLOWING REGULATORY LISTS

US - Vermont Permissible Exposure Limits Table Z-1-A Transitional Limits for Air Contaminants

US - Washington Permissible exposure limits of air contaminants

US - Washington Toxic air pollutants and their ASIL, SQER and de minimis emission values

US - Wyoming Toxic and Hazardous Substances Table Z1 Limits for Air Contaminants

US ACGIH Threshold Limit Values (TLV)

US ACGIH Threshold Limit Values (TLV) - Carcinogens

US ATSDR Minimal Risk Levels for Hazardous Substances (MRLs)

US Clean Air Act - Hazardous Air Pollutants

US EPCRA Section 313 Chemical List

US National Toxicology Program (NTP) 14th Report Part B.

US NIOSH Recommended Exposure Limits (RELs)

US OSHA Permissible Exposure Levels (PELs) - Table Z1

US Priority List for the Development of Proposition 65 Safe Harbor Levels - No Significant Risk Levels (NSRLs) for Carcinogens and Maximum Allowable Dose Levels (MADLs) for Chemicals Causing Reproductive Toxicity

US Toxic Substances Control Act (TSCA) - Chemical Substance Inventory

US - Vermont Permissible Exposure Limits Table Z-1-A Transitional Limits for Air Contaminants

US - Washington Permissible exposure limits of air contaminants

US - Washington Toxic air pollutants and their ASIL, SQER and de minimis emission values

US - Wyoming Toxic and Hazardous Substances Table Z1 Limits for Air Contaminants

US ACGIH Threshold Limit Values (TLV)

US ATSDR Minimal Risk Levels for Hazardous Substances (MRLs)

US CWA (Clean Water Act) - Priority Pollutants

US CWA (Clean Water Act) - Toxic Pollutants

US EPA Carcinogens Listing

US EPCRA Section 313 Chemical List

US NIOSH Recommended Exposure Limits (RELs)

US OSHA Permissible Exposure Levels (PELs) - Table Z1

US Toxic Substances Control Act (TSCA) - Chemical Substance Inventory

US - Tennessee Occupational Exposure Limits - Limits For Air Contaminants

US - Vermont Permissible Exposure Limits Table Z-1-A Final Rule Limits for Air Contaminants

US - Vermont Permissible Exposure Limits Table Z-1-A Transitional Limits for Air Contaminants

US - Washington Permissible exposure limits of air contaminants

US - Washington Toxic air pollutants and their ASIL, SQER and de minimis emission values

US ACGIH Threshold Limit Values (TLV)

US ACGIH Threshold Limit Values (TLV) - Carcinogens

US Clean Air Act - Hazardous Air Pollutants

US CWA (Clean Water Act) - Priority Pollutants

US CWA (Clean Water Act) - Toxic Pollutants

US EPA Carcinogens Listing

US EPCRA Section 313 Chemical List

US National Toxicology Program (NTP) 14th Report Part B.

US NIOSH Recommended Exposure Limits (RELs)

US OSHA Permissible Exposure Levels (PELs) - Table Z1

US Toxic Substances Control Act (TSCA) - Chemical Substance Inventory

US - Vermont Permissible Exposure Limits Table Z-1-A Final Rule Limits for Air Contaminants

US - Vermont Permissible Exposure Limits Table Z-1-A Transitional Limits for Air Contaminants

US - Washington Permissible exposure limits of air contaminants

US ACGIH Threshold Limit Values (TLV)

US ACGIH Threshold Limit Values (TLV) - Carcinogens

US NIOSH Recommended Exposure Limits (RELs)

US OSHA Permissible Exposure Levels (PELs) - Table Z1

US Toxic Substances Control Act (TSCA) - Chemical Substance Inventory

EPA Method 200.8 Standard 1

US - Alaska Limits for Air Contaminants
US - California OEHHA/ARB - Acute Reference Exposure Levels and Target Organs (RELs)
US - California OEHHA/ARB - Chronic Reference Exposure Levels and Target Organs (CRELs)
US - California Permissible Exposure Limits for Chemical Contaminants
US - California Proposition 65 - Carcinogens
US - Hawaii Air Contaminant Limits
US - Idaho - Limits for Air Contaminants
US - Massachusetts - Right To Know Listed Chemicals
US - Michigan Exposure Limits for Air Contaminants
US - Minnesota Permissible Exposure Limits (PELs)
US - New Jersey Right to Know - Special Health Hazard Substance List (SHHSL): Carcinogens
US - Oregon Permissible Exposure Limits (Z-1)
US - Pennsylvania - Hazardous Substance List
US - Rhode Island Hazardous Substance List
US - Tennessee Occupational Exposure Limits - Limits For Air Contaminants
US - Vermont Permissible Exposure Limits Table Z-1-A Final Rule Limits for Air Contaminants

SELENIUM(7782-49-2) IS FOUND ON THE FOLLOWING REGULATORY LISTS

International Agency for Research on Cancer (IARC) - Agents Classified by the IARC Monographs
US - Alaska Limits for Air Contaminants
US - California OEHHA/ARB - Acute Reference Exposure Levels and Target Organs (RELs)
US - California OEHHA/ARB - Chronic Reference Exposure Levels and Target Organs (CRELs)
US - Hawaii Air Contaminant Limits
US - Idaho - Limits for Air Contaminants
US - Massachusetts - Right To Know Listed Chemicals
US - Minnesota Permissible Exposure Limits (PELs)
US - Pennsylvania - Hazardous Substance List
US - Rhode Island Hazardous Substance List
US - Tennessee Occupational Exposure Limits - Limits For Air Contaminants
US - Vermont Permissible Exposure Limits Table Z-1-A Final Rule Limits for Air Contaminants
US - Vermont Permissible Exposure Limits Table Z-1-A Transitional Limits for Air Contaminants

SILVER(7440-22-4) IS FOUND ON THE FOLLOWING REGULATORY LISTS

US - Alaska Limits for Air Contaminants
US - California Permissible Exposure Limits for Chemical Contaminants
US - Hawaii Air Contaminant Limits
US - Idaho - Limits for Air Contaminants
US - Massachusetts - Right To Know Listed Chemicals
US - Michigan Exposure Limits for Air Contaminants
US - Minnesota Permissible Exposure Limits (PELs)
US - Oregon Permissible Exposure Limits (Z-1)
US - Pennsylvania - Hazardous Substance List
US - Rhode Island Hazardous Substance List
US - Tennessee Occupational Exposure Limits - Limits For Air Contaminants
US - Vermont Permissible Exposure Limits Table Z-1-A Final Rule Limits for Air Contaminants

THALLIUM(7440-28-0) IS FOUND ON THE FOLLOWING REGULATORY LISTS

US - Massachusetts - Right To Know Listed Chemicals
US - Minnesota Permissible Exposure Limits (PELs)
US - Pennsylvania - Hazardous Substance List
US - Rhode Island Hazardous Substance List
US ACGIH Threshold Limit Values (TLV)

AMMONIUM METAVANADATE(7803-55-6) IS FOUND ON THE FOLLOWING REGULATORY LISTS

US - California OEHHA/ARB - Acute Reference Exposure Levels and Target Organs (RELs)
US - Massachusetts - Right To Know Listed Chemicals
US - Pennsylvania - Hazardous Substance List

ZINC(7440-66-6) IS FOUND ON THE FOLLOWING REGULATORY LISTS

International Agency for Research on Cancer (IARC) - Agents Classified by the IARC Monographs
US - California OEHHA/ARB - Chronic Reference Exposure Levels and Target Organs (CRELs)
US - California Permissible Exposure Limits for Chemical Contaminants
US - Hawaii Air Contaminant Limits
US - Massachusetts - Right To Know Listed Chemicals
US - Michigan Exposure Limits for Air Contaminants
US - Oregon Permissible Exposure Limits (Z-1)
US - Pennsylvania - Hazardous Substance List
US - Rhode Island Hazardous Substance List

NITRIC ACID(7697-37-2) IS FOUND ON THE FOLLOWING REGULATORY LISTS

US - Vermont Permissible Exposure Limits Table Z-1-A Transitional Limits for Air Contaminants
US - Washington Permissible exposure limits of air contaminants
US - Wyoming Toxic and Hazardous Substances Table Z1 Limits for Air Contaminants
US ACGIH Threshold Limit Values (TLV)
US ACGIH Threshold Limit Values (TLV) - Carcinogens
US ATSDR Minimal Risk Levels for Hazardous Substances (MRLs)
US Clean Air Act - Hazardous Air Pollutants
US CWA (Clean Water Act) - Priority Pollutants
US CWA (Clean Water Act) - Toxic Pollutants
US EPCRA Section 313 Chemical List
US National Toxicology Program (NTP) 14th Report Part B.
US NIOSH Recommended Exposure Limits (RELs)
US OSHA Permissible Exposure Levels (PELs) - Table Z1
US Priority List for the Development of Proposition 65 Safe Harbor Levels - No Significant Risk Levels (NSRLs) for Carcinogens and Maximum Allowable Dose Levels (MADLs) for Chemicals Causing Reproductive Toxicity
US Toxic Substances Control Act (TSCA) - Chemical Substance Inventory

US - Washington Permissible exposure limits of air contaminants
US - Washington Toxic air pollutants and their ASIL, SQER and de minimis emission values
US ACGIH Threshold Limit Values (TLV)
US ATSDR Minimal Risk Levels for Hazardous Substances (MRLs)
US Clean Air Act - Hazardous Air Pollutants
US CWA (Clean Water Act) - Priority Pollutants
US CWA (Clean Water Act) - Toxic Pollutants
US EPA Carcinogens Listing
US EPCRA Section 313 Chemical List
US NIOSH Recommended Exposure Limits (RELs)
US OSHA Permissible Exposure Levels (PELs) - Table Z1
US Toxic Substances Control Act (TSCA) - Chemical Substance Inventory

US - Vermont Permissible Exposure Limits Table Z-1-A Transitional Limits for Air Contaminants
US - Washington Permissible exposure limits of air contaminants
US - Wyoming Toxic and Hazardous Substances Table Z1 Limits for Air Contaminants
US ACGIH Threshold Limit Values (TLV)
US CWA (Clean Water Act) - Priority Pollutants
US CWA (Clean Water Act) - Toxic Pollutants
US EPA Carcinogens Listing
US EPCRA Section 313 Chemical List
US NIOSH Recommended Exposure Limits (RELs)
US OSHA Permissible Exposure Levels (PELs) - Table Z1
US Toxic Substances Control Act (TSCA) - Chemical Substance Inventory

US CWA (Clean Water Act) - Priority Pollutants
US CWA (Clean Water Act) - Toxic Pollutants
US EPCRA Section 313 Chemical List
US Toxic Substances Control Act (TSCA) - Chemical Substance Inventory

US EPCRA Section 313 Chemical List
US Toxic Substances Control Act (TSCA) - Chemical Substance Inventory

US - Tennessee Occupational Exposure Limits - Limits For Air Contaminants
US - Washington Permissible exposure limits of air contaminants
US - Wyoming Toxic and Hazardous Substances Table Z1 Limits for Air Contaminants
US ATSDR Minimal Risk Levels for Hazardous Substances (MRLs)
US CWA (Clean Water Act) - Priority Pollutants
US CWA (Clean Water Act) - Toxic Pollutants
US EPA Carcinogens Listing
US EPCRA Section 313 Chemical List
US Toxic Substances Control Act (TSCA) - Chemical Substance Inventory

EPA Method 200.8 Standard 1

International Air Transport Association (IATA) Dangerous Goods Regulations - Prohibited List Passenger and Cargo Aircraft
US - Alaska Limits for Air Contaminants
US - California OEHHA/ARB - Acute Reference Exposure Levels and Target Organs (RELs)
US - California Permissible Exposure Limits for Chemical Contaminants
US - Hawaii Air Contaminant Limits
US - Idaho - Limits for Air Contaminants
US - Massachusetts - Right To Know Listed Chemicals
US - Michigan Exposure Limits for Air Contaminants
US - Minnesota Permissible Exposure Limits (PELs)
US - Oregon Permissible Exposure Limits (Z-1)
US - Pennsylvania - Hazardous Substance List
US - Rhode Island Hazardous Substance List
US - Tennessee Occupational Exposure Limits - Limits For Air Contaminants

HYDROFLUORIC ACID(7664-39-3) IS FOUND ON THE FOLLOWING REGULATORY LISTS

International Agency for Research on Cancer (IARC) - Agents Classified by the IARC Monographs
US - Alaska Limits for Air Contaminants
US - California OEHHA/ARB - Acute Reference Exposure Levels and Target Organs (RELs)
US - California OEHHA/ARB - Chronic Reference Exposure Levels and Target Organs (CRELs)
US - California Permissible Exposure Limits for Chemical Contaminants
US - Hawaii Air Contaminant Limits
US - Idaho - Acceptable Maximum Peak Concentrations
US - Idaho - Limits for Air Contaminants
US - Massachusetts - Right To Know Listed Chemicals
US - Michigan Exposure Limits for Air Contaminants
US - Minnesota Permissible Exposure Limits (PELs)
US - Oregon Permissible Exposure Limits (Z-1)
US - Oregon Permissible Exposure Limits (Z-2)
US - Pennsylvania - Hazardous Substance List
US - Rhode Island Hazardous Substance List
US - Tennessee Occupational Exposure Limits - Limits For Air Contaminants
US - Vermont Permissible Exposure Limits Table Z-1-A Final Rule Limits for Air Contaminants

WATER(7732-18-5) IS FOUND ON THE FOLLOWING REGULATORY LISTS

US - Pennsylvania - Hazardous Substance List

US - Vermont Permissible Exposure Limits Table Z-1-A Final Rule Limits for Air Contaminants
US - Vermont Permissible Exposure Limits Table Z-1-A Transitional Limits for Air Contaminants
US - Washington Permissible exposure limits of air contaminants
US - Washington Toxic air pollutants and their ASIL, SQER and de minimis emission values
US - Wyoming Toxic and Hazardous Substances Table Z1 Limits for Air Contaminants
US ACGIH Threshold Limit Values (TLV)
US CWA (Clean Water Act) - List of Hazardous Substances
US EPCRA Section 313 Chemical List
US NIOSH Recommended Exposure Limits (RELs)
US OSHA Permissible Exposure Levels (PELs) - Table Z1
US SARA Section 302 Extremely Hazardous Substances
US Toxic Substances Control Act (TSCA) - Chemical Substance Inventory

US - Vermont Permissible Exposure Limits Table Z-1-A Transitional Limits for Air Contaminants
US - Washington Permissible exposure limits of air contaminants
US - Washington Toxic air pollutants and their ASIL, SQER and de minimis emission values
US - Wyoming Toxic and Hazardous Substances Table Z1 Limits for Air Contaminants
US - Wyoming Toxic and Hazardous Substances Table Z-2 Acceptable ceiling concentration, Acceptable maximum peak above the acceptable ceiling concentration for an 8-hr shift
US ACGIH Threshold Limit Values (TLV)
US ACGIH Threshold Limit Values (TLV) - Carcinogens
US ATSDR Minimal Risk Levels for Hazardous Substances (MRLs)
US Clean Air Act - Hazardous Air Pollutants
US CWA (Clean Water Act) - List of Hazardous Substances
US EPCRA Section 313 Chemical List
US NIOSH Recommended Exposure Limits (RELs)
US OSHA Permissible Exposure Levels (PELs) - Table Z1
US OSHA Permissible Exposure Levels (PELs) - Table Z2
US SARA Section 302 Extremely Hazardous Substances
US Toxic Substances Control Act (TSCA) - Chemical Substance Inventory

US Toxic Substances Control Act (TSCA) - Chemical Substance Inventory

MANGANESE(II) ACETATE(638-38-0) IS FOUND ON THE FOLLOWING REGULATORY LISTS

US - Alaska Limits for Air Contaminants
US - California OEHHA/ARB - Chronic Reference Exposure Levels and Target Organs (CRELs)
US - California Permissible Exposure Limits for Chemical Contaminants
US - Hawaii Air Contaminant Limits
US - Idaho - Limits for Air Contaminants
US - Michigan Exposure Limits for Air Contaminants
US - Minnesota Permissible Exposure Limits (PELs)
US - Oregon Permissible Exposure Limits (Z-1)
US - Tennessee Occupational Exposure Limits - Limits For Air Contaminants

US - Vermont Permissible Exposure Limits Table Z-1-A Final Rule Limits for Air Contaminants
US - Vermont Permissible Exposure Limits Table Z-1-A Transitional Limits for Air Contaminants
US - Washington Permissible exposure limits of air contaminants
US - Washington Toxic air pollutants and their ASIL, SQER and de minimis emission values
US - Wyoming Toxic and Hazardous Substances Table Z1 Limits for Air Contaminants
US Clean Air Act - Hazardous Air Pollutants
US EPCRA Section 313 Chemical List
US OSHA Permissible Exposure Levels (PELs) - Table Z1
US Toxic Substances Control Act (TSCA) - Chemical Substance Inventory

URANYL NITRATE(10102-06-4) IS FOUND ON THE FOLLOWING REGULATORY LISTS

US - Alaska Limits for Air Contaminants
US - California Permissible Exposure Limits for Chemical Contaminants
US - Hawaii Air Contaminant Limits
US - Idaho - Limits for Air Contaminants
US - Massachusetts - Right To Know Listed Chemicals
US - Michigan Exposure Limits for Air Contaminants
US - Minnesota Permissible Exposure Limits (PELs)
US - Oregon Permissible Exposure Limits (Z-1)
US - Pennsylvania - Hazardous Substance List
US - Rhode Island Hazardous Substance List
US - Tennessee Occupational Exposure Limits - Limits For Air Contaminants

US - Vermont Permissible Exposure Limits Table Z-1-A Final Rule Limits for Air Contaminants
US - Vermont Permissible Exposure Limits Table Z-1-A Transitional Limits for Air Contaminants
US - Washington Permissible exposure limits of air contaminants
US - Wyoming Toxic and Hazardous Substances Table Z1 Limits for Air Contaminants
US ACGIH Threshold Limit Values (TLV)
US ACGIH Threshold Limit Values (TLV) - Carcinogens
US ATSDR Minimal Risk Levels for Hazardous Substances (MRLs)
US CWA (Clean Water Act) - List of Hazardous Substances
US NIOSH Recommended Exposure Limits (RELs)
US OSHA Permissible Exposure Levels (PELs) - Table Z1
US Toxic Substances Control Act (TSCA) - Chemical Substance Inventory

THORIUM(7440-29-1) IS FOUND ON THE FOLLOWING REGULATORY LISTS

International Agency for Research on Cancer (IARC) - Agents Classified by the IARC Monographs
US - California Proposition 65 - Carcinogens
US - Pennsylvania - Hazardous Substance List

US Clean Air Act - Hazardous Air Pollutants
US Priority List for the Development of Proposition 65 Safe Harbor Levels - No Significant Risk Levels (NSRLs) for Carcinogens and Maximum Allowable Dose Levels (MADLs) for Chemicals Causing Reproductive Toxicity
US Toxic Substances Control Act (TSCA) - Chemical Substance Inventory

Federal Regulations**Superfund Amendments and Reauthorization Act of 1986 (SARA)****SECTION 311/312 HAZARD CATEGORIES**

Immediate (acute) health hazard

Yes

Continued...

EPA Method 200.8 Standard 1

Delayed (chronic) health hazard	No
Fire hazard	No
Pressure hazard	No
Reactivity hazard	No

US. EPA CERCLA HAZARDOUS SUBSTANCES AND REPORTABLE QUANTITIES (40 CFR 302.4)

Name	Reportable Quantity in Pounds (lb)	Reportable Quantity in kg
Antimony	5000	2270
Arsenic	1	0.454
Cadmium	10	4.54
Chromium	5000	2270
Copper	5000	2270
Lead	10	4.54
Nickel	100	45.4
Selenium	100	45.4
Silver	1000	454
Thallium	1000	454
Ammonium vanadate	1000	454
Zinc	1000	454
Nitric acid	1000	454
Hydrofluoric acid	100	45.4
Uranyl nitrate	100	45.4

State Regulations

US. CALIFORNIA PROPOSITION 65

WARNING: This product contains a chemical known to the State of California to cause cancer and birth defects or other reproductive harm

US - CALIFORNIA PREPOSITION 65 - CARCINOGENS & REPRODUCTIVE TOXICITY (CRT): LISTED SUBSTANCE

Cadmium and cadmium compounds: Cadmium, Cobalt metal powder, Lead and lead compounds: Lead, Nickel (Metallic), Radionuclides Listed

National Inventory	Status
Australia - AICS	N (beryllium acetate)
Canada - DSL	N (uranyl nitrate; beryllium acetate)
Canada - NDSL	N (thallium; lead; zinc; ammonium metavanadate; copper; water; antimony; barium; thorium; selenium; aluminium; molybdenum; arsenic; cobalt; nickel; chromium; silver; hydrofluoric acid; beryllium acetate; cadmium; manganese(II) acetate; nitric acid)
China - IECSC	N (thorium; beryllium acetate)
Europe - EINEC / ELINCS / NLP	Y
Japan - ENCS	N (thallium; zinc; uranyl nitrate; copper; water; antimony; barium; thorium; selenium; aluminium; molybdenum; arsenic; cobalt; nickel; chromium; silver; hydrofluoric acid; beryllium acetate; cadmium; manganese(II) acetate; nitric acid)
Korea - KECI	N (uranyl nitrate; thorium; beryllium acetate)
New Zealand - NZIoC	N (beryllium acetate)
Philippines - PICCS	N (beryllium acetate; manganese(II) acetate)
USA - TSCA	N (beryllium acetate)
Legend:	Y = All ingredients are on the inventory N = Not determined or one or more ingredients are not on the inventory and are not exempt from listing (see specific ingredients in brackets)

SECTION 16 OTHER INFORMATION

Other information

Ingredients with multiple cas numbers

Name	CAS No
aluminium	7429-90-5, 91728-14-2
copper	7440-50-8, 133353-46-5, 133353-47-6, 195161-80-9, 65555-90-0, 72514-83-1
hydrofluoric acid	7664-39-3, 790596-14-4
uranyl nitrate	10102-06-4, 13520-83-7, 36478-76-9

Classification of the preparation and its individual components has drawn on official and authoritative sources as well as independent review by the Chemwatch Classification committee using available literature references.

The SDS is a Hazard Communication tool and should be used to assist in the Risk Assessment. Many factors determine whether the reported Hazards are Risks in the workplace or other settings. Risks may be determined by reference to Exposures Scenarios. Scale of use, frequency of use and current or available engineering controls must be considered.

Definitions and abbreviations

PC — TWA: Permissible Concentration-Time Weighted Average

PC — STEL: Permissible Concentration-Short Term Exposure Limit

Continued...

EPA Method 200.8 Standard 1

IARC: International Agency for Research on Cancer
ACGIH: American Conference of Governmental Industrial Hygienists
STEL: Short Term Exposure Limit
TEEL: Temporary Emergency Exposure Limit,
IDLH: Immediately Dangerous to Life or Health Concentrations
OSF: Odour Safety Factor
NOAEL :No Observed Adverse Effect Level
LOAEL: Lowest Observed Adverse Effect Level
TLV: Threshold Limit Value
LOD: Limit Of Detection
OTV: Odour Threshold Value
BCF: BioConcentration Factors
BEI: Biological Exposure Index

This document is copyright.

Apart from any fair dealing for the purposes of private study, research, review or criticism, as permitted under the Copyright Act, no part may be reproduced by any process without written permission from CHEMWATCH.

TEL (+61 3) 9572 4700.